



Description

IP66, Class I. IK07. Marine-grade, all aluminium construction. 5CE superior corrosion protection + primer including PCS hardware. Silicone CCG® gasket. Safety glass lens. Two cable entries. Ceiling mount through canopy. Cable suspension 0.5 - 1.5 m. To be specified at time at ordering. Integral EC electronic converter in thermally separated compartment. CAD-optimised optics for superior illumination and glare control. Factory installed LED circuit board. The luminaire is factory-sealed and does not need to be opened during installation.

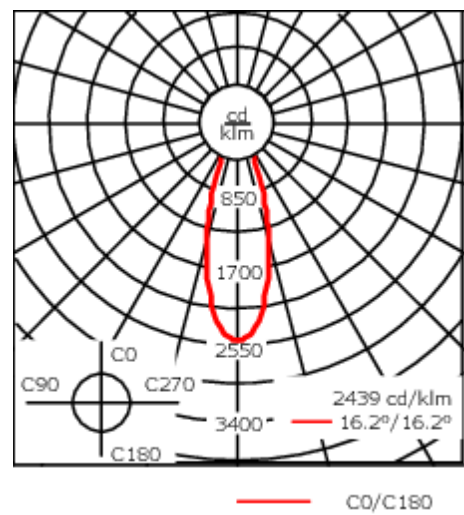
Other standardised housing lengths available on request.

Optional 2200 K version available. To be specified at time of ordering.

Weight	3.60 kg
Light distribution	symmetric, medium beam [M]
Light source	LED-12/24W / 700 mA - 2700 K
CRI	80
Power supply	EC
LEDs	12
Rated input power	27 W

Nominal Lumen (lm)	
LED Lumen	270
Total Lumen	3240
Tj	85

Rated lumens (lm)	
LED Lumen	239.6
Total Lumen	2875.2
Ta	25



Specifications

Material description

Body	Marine-grade, all aluminium construction
Lens	Safety glass lens
Colours	<div><div></div> RAL9004 Signal black</div> <div><div></div> RAL9006 White aluminium</div> <div><div></div> RAL9007 Grey aluminium</div> <div><div></div> RAL9016 Traffic white</div>
Gasket	Silicone CCG® Controlled Compression Gasket
Fasteners	PCS Polymer Coated Stainless Steel Hardware
Ingress protection	IP66
Impact resistance	IK07
Corrosion resistance	5CE+Primer

Electrical description

Driver / Ballast	Integral EC electronic converter in thermally-separated compartment
Power factor	>0.9

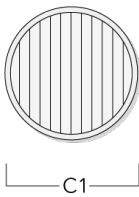
Additional information

Lifetime	Ta=40° L90B10 > 90000h
----------	------------------------

Optical Accessories

Linear spread lens

Description	Part ID	Additional information	C1
IO-180-DAC120-LED	134-2000	Broadens light distribution in one plane only. Ideally suitable for [M][EE][EES]. Does not fit in combination with [B] lens. A maximum of one internal optical accessory. Internal component, factory installed.	130



DAS120-PM LED

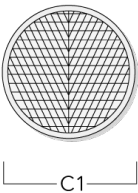
Honeycomb louvre

Description	Part ID	Additional information	C1
IW-DAC120-LED	134-2002	Honeycomb louvre, matt black Teflon® coated. For luminaires equipped with [B] [M] light distribution. A maximum of one internal optical accessory. Internal component, factory installed.	103



Wallwash lens

Description	Part ID	C1
IO-20-WW-DAC120-LED	134-2001	92



Mounting Accessories

Adaptor for side conduit entry

Description	Part ID	A	C1
DA12 Adaptor for DAC120/DAS120-PM	134-2108	31	140

