

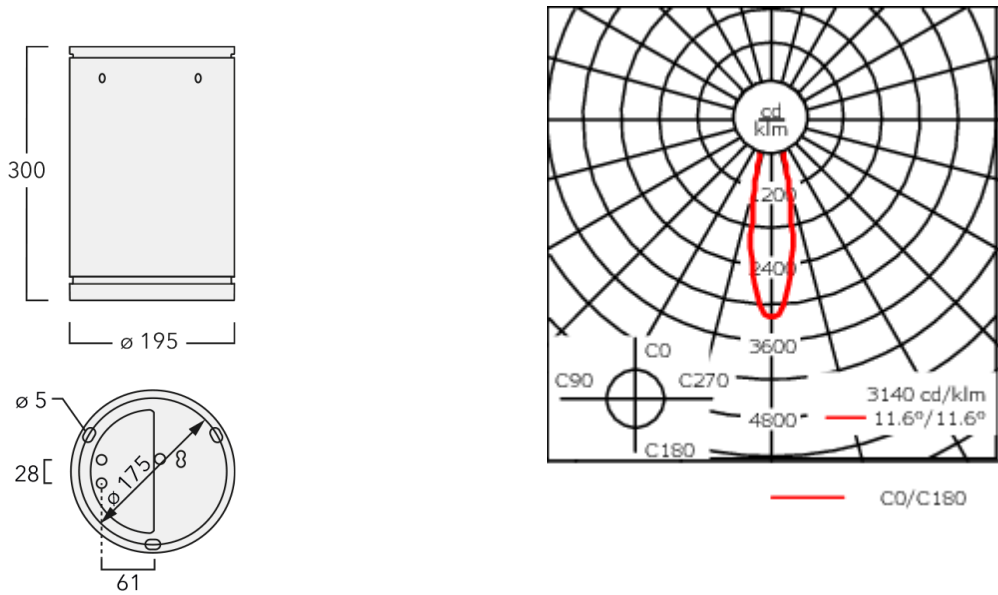


Description

IP66, Class I. IK07. Marine-grade, all aluminium construction. 5CE superior corrosion protection including PCS hardware. Silicone CCG® gasket. Safety glass lens. Two cable entries. Integral EC electronic converter in thermally separated compartment. CAD-optimised optics for superior illumination and glare control. Factory installed LED circuit board. Tunable White Technology. The luminaire is factory-sealed and does not need to be opened during installation.

Other standardised housing lengths, 190 mm and 250 mm available on request.

Weight	5.50 kg
Light distribution	symmetric, narrow beam [E]
Light source	LED-24/42W / 325 mA - 2200-6000K
CRI	80
Power supply	EC
LEDs	24
Rated input power	51 W
Nominal Lumen (lm)	
LED Lumen	230
Total Lumen	5520
Tj	85
Rated lumens (lm)	
LED Lumen	183.6
Total Lumen	4406.3
Ta	25



Specifications

Material description

Body	Marine-grade, all aluminium construction
Lens	Safety glass lens
Colours	<div><div></div> RAL9004 Signal black</div> <div><div></div> RAL9007 Grey aluminium</div> <div><div></div> RAL7016 Anthracite grey</div> <div><div></div> RAL9016 Traffic white</div>
Gasket	Silicone CCG® Controlled Compression Gasket
Fasteners	PCS Polymer Coated Stainless Steel Hardware
Ingress protection	IP66
Impact resistance	IK07
Corrosion resistance	5CE

Electrical description

Driver / Ballast	DALI
------------------	------

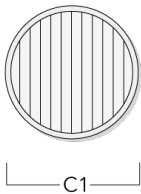
Additional information

Lifetime	Ta=25° L90B10 > 90000h
----------	------------------------

Optical Accessories

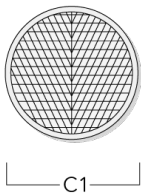
Linear spread lens

Description	Part ID
Linear spread lens IO-180	134-2064



Wallwash lens

Description	Part ID
Wallwash lens IO-20	134-2065



134-2260

we-ef

DAC140 TW LED

Honeycomb louvre

Description	Part ID
Honeycomb louvre IW	134-2066



Mounting Accessories

Adaptor for side conduit entry

Description	Part ID	A	C1
DA14 Adaptor for DAC140/DAS140-PM	134-2109	31	195

