



Description

IP66, Class I. IK07. Marine-grade, die-cast aluminium alloy. 5CE superior corrosion protection including PCS hardware. Silicone CCG® gasket. Safety glass lens. One cable entry, optional T-QPD connector for through wiring available on request. Integral EC electronic converter in thermally separated compartment. CAD-optimised optics for superior illumination and glare control. Factory installed LED circuit board. Tunable White Technology. The luminaire is factory-sealed and does not need to be opened during installation.

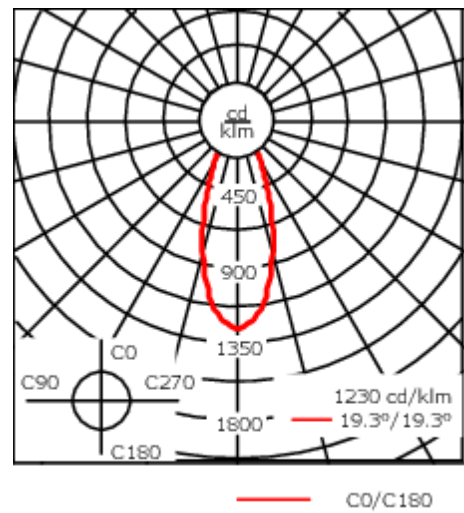
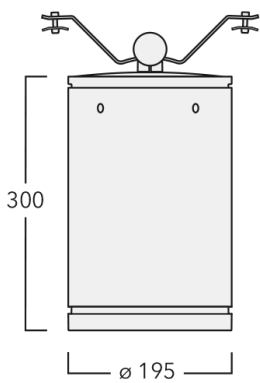
Includes cable connector, for cable 2-12 mm. +/- 10° adjustable to compensate for sloping catenary systems.

Other standardised housing lengths available on request.

Weight	6.00 kg
Light distribution	symmetric, wide beam [B]
Light source	LED-24/42W / 325 mA - 2200-6000K
CRI	80
Power supply	EC
LEDs	24
Rated input power	51 W

Nominal Lumen (lm)	
LED Lumen	230
Total Lumen	5520
Tj	85

Rated lumens (lm)	
LED Lumen	166.4
Total Lumen	3993.5
Ta	25



Specifications

Material description

Body	Marine-grade, all aluminium construction
Lens	Safety glass lens
Colours	<div><div></div> RAL9004 Signal black</div> <div><div></div> RAL9007 Grey aluminium</div> <div><div></div> RAL7016 Anthracite grey</div> <div><div></div> RAL9016 Traffic white</div>
Gasket	Silicone CCG® Controlled Compression Gasket
Fasteners	PCS Polymer Coated Stainless Steel Hardware
Ingress protection	IP66
Impact resistance	IK07
Corrosion resistance	5CE
Windage	0.0611 m²

Electrical description

Driver / Ballast	DALI
Power factor	> 0.9

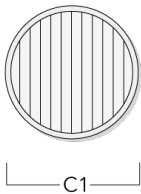
Additional information

Lifetime	Ta=25° L90B10 > 90000h
----------	------------------------

Optical Accessories

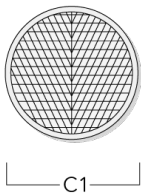
Linear spread lens

Description	Part ID
Linear spread lens IO-180	134-2064



Wallwash lens

Description	Part ID
Wallwash lens IO-20	134-2065



Honeycomb louvre

Description	Part ID
Honeycomb louvre IW	134-2066

