

DOC120 LED [New Construction]



Description

DOC120 LED for new construction. For remodel projects, see DOC120 LED [For Remodel] version.

IP66, Class I. IK07. Marine-grade, die-cast aluminum alloy. 5CE superior corrosion protection including PCS hardware. Silicone CCG® Controlled Compression Gasket. Safety glass lens. Separate IP66 driver housing. CAD-optimized optics for superior illumination and glare control. OLC® One LED Concept. Factory installed LED circuit board. 0-10V Dimming comes standard with luminaire.

Optional 2200 K version available, to be specified at time of ordering.

Specify product with 7 Digit product code - Finish Color. Accessories, such as mounting, optical, and electrical, must be specified separately.

Example: XXX-XXXX - 9004 (Black)
+ XXX-XXXX (Accessory 1)

Weight	5.07 lb
Light distribution	symmetric, very narrow beam [VN]
Light source	LED-12/24W / 700 mA - 4000 K
CRI	80
Power supply	electronic gear
LEDs	12
Rated input power	28 W

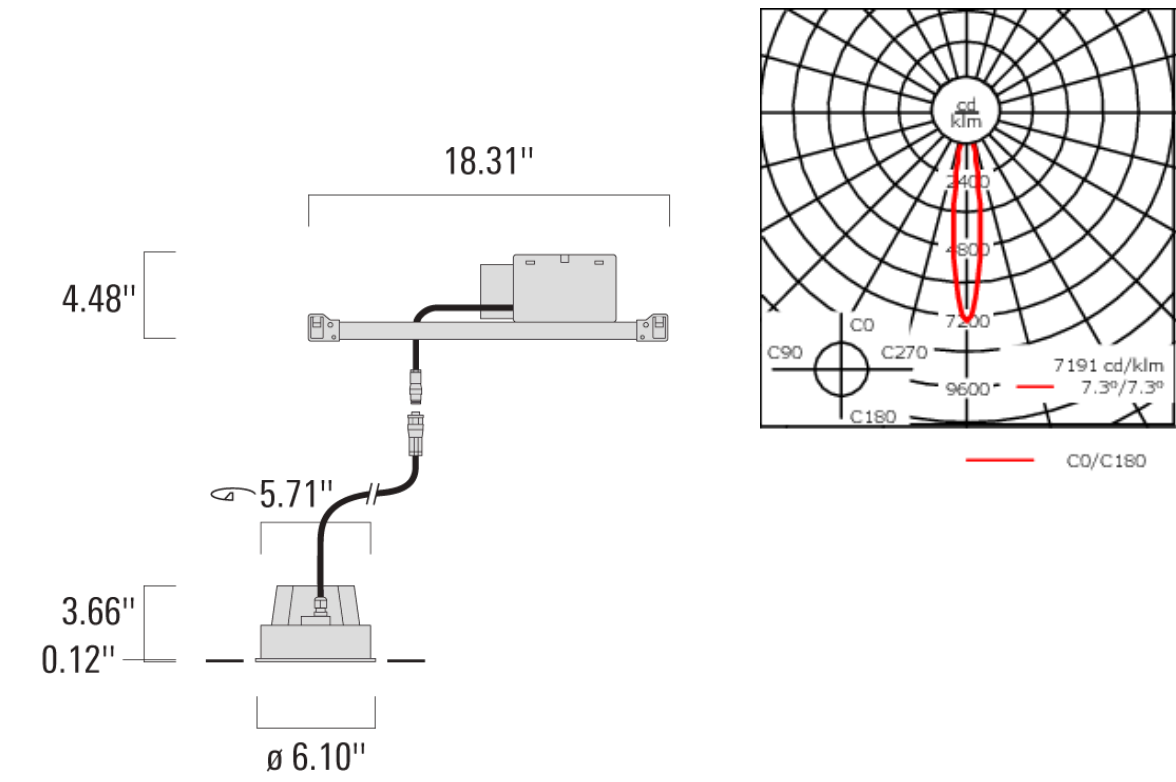
Nominal Lumen (lm)

LED Lumen	245.9
Total Lumen	2951
Tj	85

Delivered lumens (lm)

LED Lumen	203.8
Total Lumen	2445.3
Ta	25

DOC120 LED [New Construction]



Specifications

Material description

Body	Marine-grade, die-cast aluminium alloy
Lens	Safety glass lens
Colors	<div><div></div> RAL9004 Black</div> <div><div></div> RAL9007 Grey Metallic</div> <div><div></div> RAL9016 White</div> <div><div></div> RAL8019 Dark Bronze</div>
Gasket	Silicone CCG® Controlled Compression Gasket
Fasteners	PCS Polymer Coated Stainless Steel Hardware
Ingress protection	IP66
Impact resistance	IK07
Corrosion resistance	5CE

DOC120 LED [New Construction]

Electrical description

Power supply	Integral [ECG] electronic driver 120V-277V. 0-10V dimmable, to be specified with order.
--------------	---

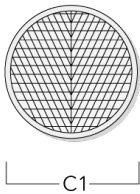
Additional information

Lifetime	Ta=25°/40° L90B10 > 90000h
Listings	Contact WE-EF USA for ETL/UL certification status.

Optical Accessories

Wallwash lens

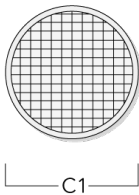
Description	Part ID	C1
IO-20-WW-DOC120-LED	134-1746	4.05



DOC120 LED [New Construction]

Softening Lens

Description	Part ID	C1
IO-360-DOC120-LED	134-1747	4.05



Linear spread lens

Description	Part ID	C1
IO-180-DOC120-LED	134-1745	4.05

