

DOC140 LED [New Construction]



Description

DOC140 LED for new construction. For remodel projects, see DOC140 LED [For Remodel] version.

IP66, Class I. IK07. Marine-grade, die-cast aluminum alloy. 5CE superior corrosion protection including PCS hardware. Silicone CCG® Controlled Compression Gasket. Safety glass lens. Separate IP66 driver housing. CAD-optimized optics for superior illumination and glare control. OLC® One LED Concept. Factory installed LED circuit board. 0-10V Dimming comes standard with luminaire.

Specify product with 7 Digit product code - Finish Color. Accessories, such as mounting, optical, and electrical, must be specified separately.

Example: XXX-XXXX - 9004 (Black)  
+ XXX-XXXX (Accessory 1)

Weight	8.81 lb
Light distribution	symmetric, wide beam [W]
Light source	LED-24/48W / 700 mA - 3000 K
CRI	80
Power supply	electronic gear
LEDs	24
Rated input power	55 W

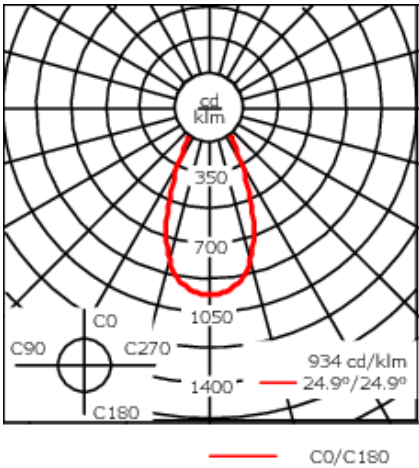
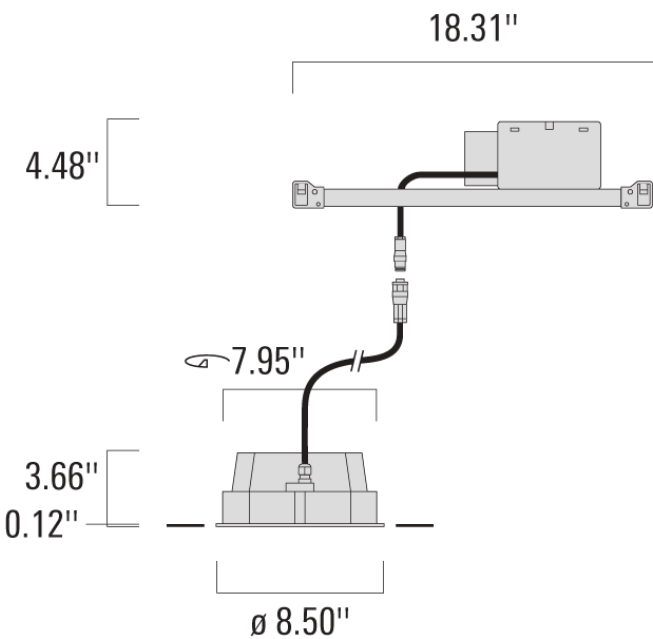
Nominal Lumen (lm)

LED Lumen	246
Total Lumen	5903
Tj	85

Delivered lumens (lm)

LED Lumen	190.4
Total Lumen	4570.2
Ta	25

DOC140 LED [New Construction]



Specifications

Material description

Body	Marine-grade, die-cast aluminium alloy
Lens	Safety glass lens
Colors	<div><div></div> RAL9004 Black</div> <div><div></div> RAL9007 Grey Metallic</div> <div><div></div> RAL9016 White</div> <div><div></div> RAL8019 Dark Bronze</div>
Gasket	Silicone CCG® Controlled Compression Gasket
Fasteners	PCS Polymer Coated Stainless Steel Hardware
Ingress protection	IP66
Impact resistance	IK07
Corrosion resistance	5CE

DOC140 LED [New Construction]

Electrical description

Power supply	Integral [ECG] electronic driver 120V-277V. 0-10V dimmable, to be specified with order.
Driver / Ballast	Integral EC electronic converter in thermally-separated compartment

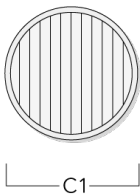
Additional information

Lifetime	Ta=25°/40° L90B10 > 90000h
Listings	Contact WE-EF USA for ETL/UL certification status.

Optical Accessories

Linear spread lens

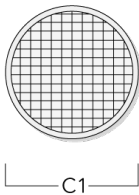
Description	Part ID	C1
IO-180-DOC140-LED	134-1760	6.29



DOC140 LED [New Construction]

Softening Lens

Description	Part ID	C1
IO-360-DOC140-LED	134-1762	6.29



Wallwash lens

Description	Part ID	C1
IO-20-WW-DOC140-LED	134-1761	6.29

