

Description

DOC140-FT TW LED for new construction. For remodel projects, see DOC140-FT TW LED [For Remodel] version.

IP66, Class I. IK07. Marine-grade, die-cast aluminum alloy. 5CE superior corrosion protection including PCS hardware. Silicone CCG® Controlled Compression Gasket. Safety glass lens. Two cable entries. Integral driver in thermally separated compartment. Darklight anodized aluminum reflector for superior illumination and glare control. Factory-installed LED circuit board. Tunable White technology. DMX interface. The luminaire is factory- sealed and does not need to be opened during the installation.

A pre-installation blackout, proud or flush, is available and recommended for mounting in concrete ceilings; to be ordered separately.

A maximum of one internal optical accessory, to be specified at time of ordering.

Specify product with 7 Digit product code - Finish Color. Accessories, such as mounting, optical, and electrical, must be specified separately.

Weight	6.17 lb
Light distribution	symmetric, wide beam [W]
Light source	LED-FT-24W / 700mA - 2700-6000 K
CRI	80
Power supply	electronic gear
LEDs	1
Rated input power	27 W
Delivered lumens (lm)	
LED Lumen	1856.5
Total Lumen	1856.5
Ta	25
Nominal Lumen (lm)	
LED Lumen	2702
Total Lumen	2702
Tc	25

134-6462

we-ef

DOC140-FT TW LED TUNABLE WHITE [New Construction]

Example: XXX-XXXX - 9004 (Black)

+ XXX-XXXX (Accessory 1)

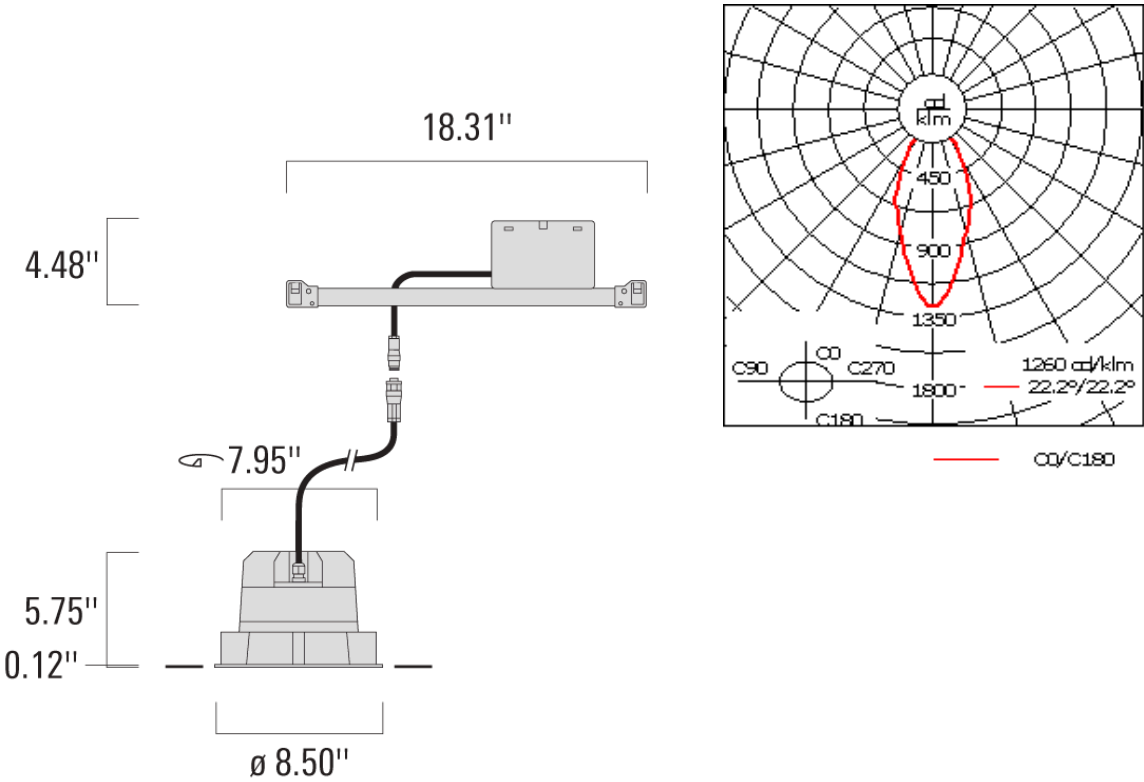
WE-EF LIGHTING USA, LLC

410-D Keystone Drive, 15086 Warrendale, PA 15086 - Phone: +1 724 742 0030

customersupport.usa@we-ef.com - <https://we-ef.com/us>

Subject to technical changes and errors. - Generated on 08/15/2025

DOC140-FT TW LED TUNABLE WHITE [New Construction]



Specifications
Material description

Body	Marine-grade, die-cast aluminium alloy
Lens	Safety glass lens
Colors	<div><div></div> RAL9004 Black</div> <div><div></div> RAL9007 Grey Metallic</div> <div><div></div> RAL9016 White</div> <div><div></div> RAL8019 Dark Bronze</div>
Gasket	Silicone CCG® Controlled Compression Gasket
Fasteners	PCS Polymer Coated Stainless Steel Hardware
Ingress protection	IP66
Impact resistance	IK07
Corrosion resistance	5CE

DOC140-FT TW LED TUNABLE WHITE [New Construction]

Electrical description

Power supply	Integral [ECG] electronic driver 120V-277V. 0-10V dimmable, to be specified with order.
Driver / Ballast	DMX
Power factor	> 0.9

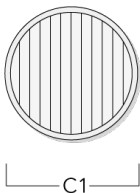
Additional information

Lifetime	Ta=25°/40° L70B50 > 90000h
Listings	ETL listed. Suitable for wet locations. IC rated (for insulated ceilings).

Optical Accessories

Linear spread lens

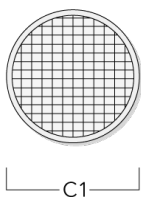
Description	Part ID	C1
IO-180-DOC140-LED-FT	134-1816	6.73



DOC140-FT TW LED TUNABLE WHITE [New Construction]

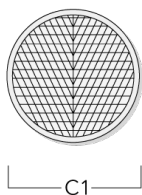
Softening Lens

Description	Part ID	C1
IO-360-DOC140-LED-FT	134-1818	6.73



Wallwash lens

Description	Part ID	C1
IO-20-WW-DOC140-LED-FT	134-1817	6.73



Control

DMX Booster Box

Description	Part ID
DMX Booster Box	400-0474



DOC140-FT TW LED TUNABLE WHITE [New Construction]

DMX Combination Cable

Description	Part ID
DMX Combination Cable	400-0480



DMX Controller

Description	Part ID	Additional information
DMX Controller	400-0469	IP20. DIN Rail system. Is designed for either live or stand-alone control. It features one DMX universe, a USBconnection, 128k flash memory for storing stand-alone programs.

DOC140-FT TW LED TUNABLE WHITE [New Construction]

DMX Controller (smart)

Description	Part ID	Additional information
DMX Controller (smart)	400-0470	IP20. The Touch Panel is an untutive abd easy-to use keypad or one DMX universe. It can store up to 36 scences; alternatively, via



DMX Plug and Socket

Description	Part ID
DMX Plug and Socket	400-0479



DOC140-FT TW LED TUNABLE WHITE [New Construction]

DMX Termination Plug

Description	Part ID
DMX Termination Plug	400-0475

