



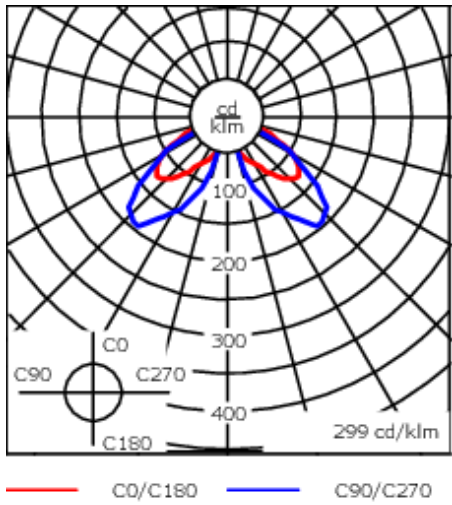
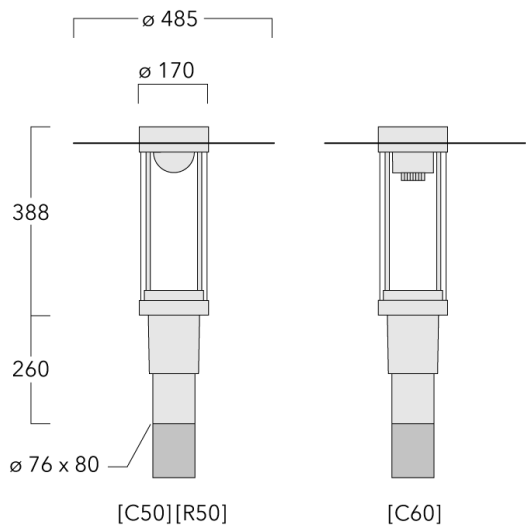
Description

IP66, Class I. Class II on request. IK09. Marine-grade, die-cast aluminium alloy. 5CE superior corrosion protection including PCS hardware. Silicone CCG® Controlled Compression Gasket. PMMA main lens. Integral EC electronic converter in thermally separated compartment. CAD-optimised indirect optics for superior illumination and glare control. Factory installed LED circuit board. The luminaire is factory-sealed and does not need to be opened during installation.

| | |
|--------------------|------------------------------|
| Weight | 7.70 kg |
| Light distribution | rectangular [R50] |
| Light source | LED-FT-37W / 700 mA - 4000 K |
| CRI | 80 |
| Power supply | EC |
| LEDs | 1 |
| Rated input power | 42 W |

| | |
|-------------------|--------|
| Rated lumens (lm) | |
| LED Lumen | 5118.9 |
| Total Lumen | 5118.9 |
| Ta | 25 |

| | |
|--------------------|------|
| Nominal Lumen (lm) | |
| LED Lumen | 6695 |
| Total Lumen | 6695 |
| Tc | 25 |



Specifications

Material description

| | |
|----------------------|--|
| Body | Marine-grade, die-cast aluminium alloy |
| Lens | PMMA |
| Colours | <div><div></div> RAL9004 Signal black</div> <div><div></div> RAL9006 White aluminium</div> <div><div></div> RAL9007 Grey aluminium</div> <div><div></div> RAL7016 Anthracite grey</div> <div><div></div> RAL9016 Traffic white</div> |
| Gasket | Silicone CCG® Controlled Compression Gasket |
| Fasteners | PCS Polymer Coated Stainless Steel Hardware |
| Ingress protection | IP66 |
| Impact resistance | IK09 |
| Corrosion resistance | 5CE |
| Windage | 0.130 m ² |

Electrical description

| | |
|------------------|----------------------------------|
| Power supply | 220-240V / 50-60 Hz |
| Driver / Ballast | Integral EC electronic converter |
| Power factor | > 0.9 |
| Surge protection | 6/6 kV (optional SP10) |

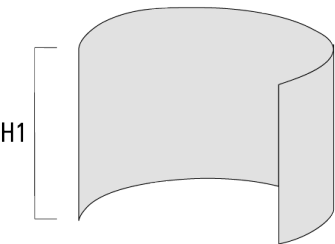
Additional information

| | |
|-------------------------|------------------------|
| Lifetime | Ta=25° L70B50 > 50000h |
| Energy efficiency class | C-D (Light source) |

Optical Accessories

Light shield

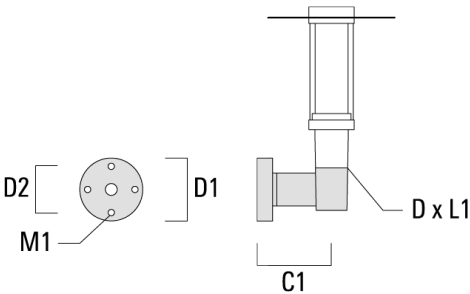
| Description | Part ID | H1 |
|-------------|----------|-----|
| LS180-[C60] | 159-0321 | 120 |



Mounting Accessories

Wall and pole brackets RZ

| Description | Part ID | C1 | D1 | D2 | D × L1 | M1 | Weight (kg) |
|------------------------------|----------|-----|-----|-----|---------|----|-------------|
| RZ0-400 Wall bracket, single | 115-1324 | 277 | 231 | 195 | 76 x 80 | 12 | 3.50 |



| | | | | | | |
|------------------------------|----------|-----|--|--|----------|------|
| RZ2-400 Pole bracket, double | 115-1323 | 258 | | | 76 x 100 | 4.90 |
|------------------------------|----------|-----|--|--|----------|------|

