

FLC201 LED FRAMING PROJECTOR



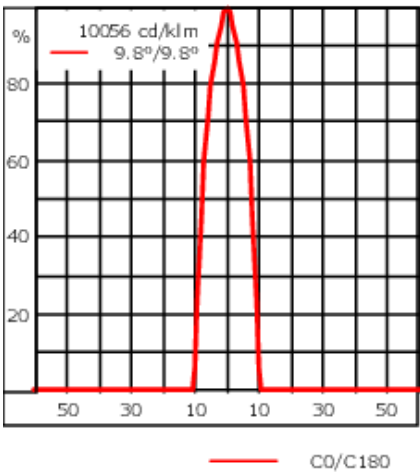
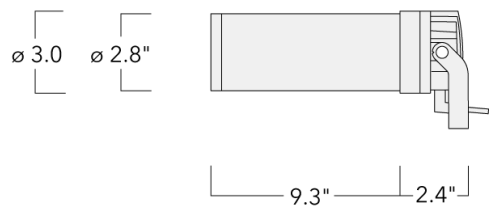
Description

Profile Projector [FP] for framing applications, polygon shape. Spherical and aspherical, double flat convex lens system.

IP66, Class III. IK07. Marine-grade, die-cast aluminium alloy. 5CE superior corrosion protection including PCS hardware. Silicone CCG® Controlled Compression Gasket. Safety glass lens. Electronic control gear in separate gear box (constant current), prewired. Gearbox to be ordered separately. One factory installed flange plug M8 x 1.5. Cable length 10 ft. CAD-optimised optics for superior illumination and glare control. Factory-installed LED circuit board.

Weight	1.87 lb
Light distribution	symmetric Framing-Projector [FP] - max aperture angle
Light source	LED-1/6W / 500 mA - 2700 K
CRI	80
Power supply	electronic gear
LEDs	1
Rated input power	7.5 W
Delivered lumens (lm)	
LED Lumen	373.3
Total Lumen	373.3
Ta	25
Nominal Lumen (lm)	
LED Lumen	670
Total Lumen	670
Tc	25

FLC201 LED FRAMING PROJECTOR



Specifications

Material description

Body	Marine-grade, die-cast aluminium alloy
Lens	Safety glass lens
Colors	<div><div></div> RAL9004 Black</div> <div><div></div> RAL9007 Grey Metallic</div> <div><div></div> RAL9016 White</div> <div><div></div> RAL8019 Dark Bronze</div>
Gasket	Silicone CCG® Controlled Compression Gasket
Fasteners	Eingebauter Flanschstecker M8 x 1,5. Anschlussleitung 3 m
Ingress protection	IP66
Impact resistance	IK07
Corrosion resistance	5CE
Windage	0.11 ft²

Electrical description

Driver / Ballast	DALI
Power factor	> 0.9

139-2752_max



FLC201 LED FRAMING PROJECTOR

Additional information

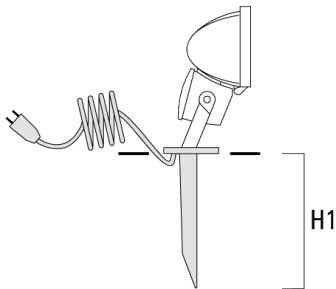
Lifetime	Ta=25°/40° L90B10 > 90000h
----------	----------------------------

FLC201 LED FRAMING PROJECTOR

Mounting Accessories

Ground spike EF

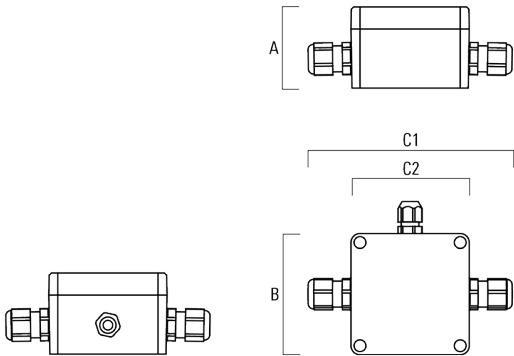
Description	Part ID	H1	Weight (lb)
EF1-M18 Ground spike	310-0045	10.70	0.80



FLC201 LED FRAMING PROJECTOR

Junction box

Description	Part ID	A	B	C1	C2
JB200 R82 Junction box	139-2590	2.17	3.23	5.51	3.15



FLC201 LED FRAMING PROJECTOR

Electrical Accessories

Gear box

Description	Part ID	A	B	C1	C2
FLC201 Remote Gear Box	139-6977	3	4.7	9	7.9

