

ETC320-FS LED



Description

IP67, Class I. IK10+. Stainless steel construction including PCS hardware. Safety glass lens, max. load 5 tonnes. Luminaire can be driven over at low speed. Silicone rubber gasket. Anti-wick technology, equipped with a cable gland and 0.5 meters of flexible, PVC-free cable. Integral EC electronic converter. Advanced thermal management protects LEDs while optimising lumens output. LED module can be easily removed for upgrading. CAD-optimised optics for superior illumination and glare control.

Luminaire requires installation blackout and sealable junction box, which are included in supply.

2700 K option available on request.

ASC Anti Slip Coating on request.

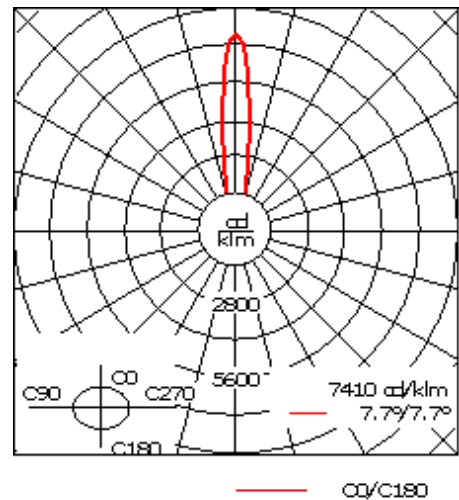
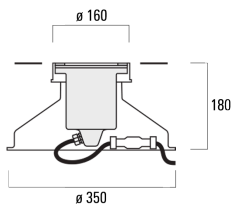
IMPORTANT! Inground blockouts must be installed with effective drainage, watch [here](https://vimeo.com/672613058).

Weight	3.50 kg
Light distribution	flood, narrow beam, sharp cut-off [EES]
Light source	LED-6/12W / 700 mA - 2700 K
CRI	80
Power supply	EC
LEDs	6
Rated input power	15 W

Nominal Lumen (lm)	
LED Lumen	233
Total Lumen	1398
Tj	85

Rated lumens (lm)	
LED Lumen	202.2
Total Lumen	1213.5
Ta	25

ETC320-FS LED



Specifications

Material description

Body	Stainless steel construction
Lens	Safety glass lens, max. load 5 tonnes
Colours	<div></div> Stainless Steel
Gasket	Silicone rubber gasket
Fasteners	PCS Polymer Coated Stainless Steel Hardware (unpainted)
Ingress protection	IP67
Impact resistance	IK10+

Electrical description

Power supply	230V / 50 Hz
Driver / Ballast	Integral EC electronic converter
Termination	Junction box supplied

Additional information

Warranty	The product is supplied with 10-year warranty. Please refer to the LED Warranty Statement located on www.we-ef.com for further details. Warranty void if installed without proper drainage.
----------	--------------------------------------------------------------------------------------------------------------------------------------------------------------------------------------------------------------------------------

Mounting Accessories

Installation cover

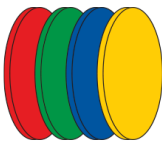
Description	Part ID	C1
Installation cover BE	185-0796	160



Optical Accessories


Colour filter

Description	Part ID
Colour filter IF	on request



Surface wash lens

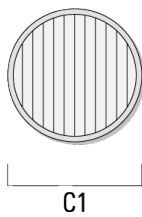
Description	Part ID	C1
Flood lens IO-360	146-0419	96



ETC320-FS LED

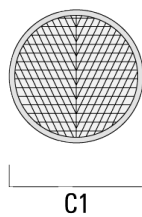
Linear spread lens

Description	Part ID	C1
IO-180-ETC/EVC_20-FS-LED	146-0418	110



Wallwash lens

Description	Part ID	C1
IO-20-WW-ETC/EVC_20-FS-LED	185-7029	110



ETC320-FS LED

Honeycomb louvre

Description	Part ID	C1
IW-E_C120/320-FS LED	146-0625	110

