



Description

IP67, Class I. IK10+. Stainless steel construction including PCS hardware. Safety glass lens, max. load 5 tonnes. Luminaire can be driven over at low speed. Silicone rubber gasket. Anti-wick technology, equipped with a cable gland and 0.5 meters of flexible, PVC-free cable. Integral EC electronic converter. Advanced thermal management protects LEDs while optimising lumens output. LED module can be easily removed for upgrading. CAD-optimised optics for superior illumination and glare control.

Luminaire requires installation blockout and sealable junction box, which are included in supply.

2700 K option available on request.

ASC Anti Slip Coating on request.

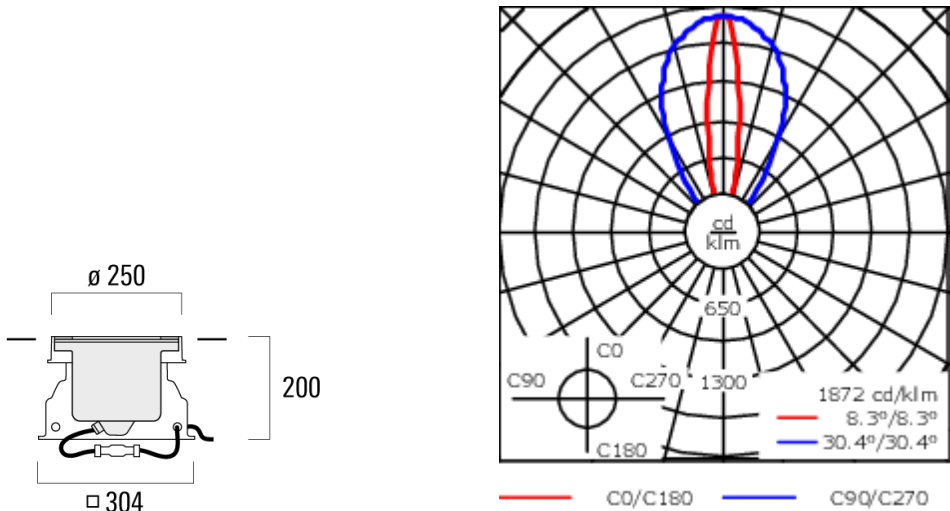
IMPORTANT! Inground blockouts must be installed with effective drainage, watch [here](https://vimeo.com/672613058).

Weight	6.40 kg
Light distribution	linear spread, very narrow beam [EE]
Light source	LED-12/24W / 700 mA - 2700 K
CRI	80
Power supply	EC
LEDs	12
Rated input power	28 W

Nominal Lumen (lm)	
LED Lumen	233
Total Lumen	2796
Tj	85

Rated lumens (lm)	
LED Lumen	178.2
Total Lumen	2138.9
Ta	25

ETC330-FS LED



Specifications

Material description

Body	Stainless steel construction
Lens	Safety glass lens, max. load 5 tonnes
Colours	<div></div> Stainless Steel
Gasket	Silicone rubber gasket
Fasteners	PCS Polymer Coated Stainless Steel Hardware (unpainted)
Ingress protection	IP67
Impact resistance	IK10+

Electrical description

Power supply	230V / 50 Hz
Driver / Ballast	Integral EC electronic converter
Termination	Junction box supplied

Additional information

Warranty	The product is supplied with 10-year warranty. Please refer to the LED Warranty Statement located on <a href="http://www.we-ef.com">www.we-ef.com</a> for further details. Warranty void if installed without proper drainage.
----------	--

WE-EF LIGHTING Pty Ltd

47 Tarnard Drive, 3195 Braeside, Victoria - Phone: +61 3 8587 0444 - Fax: +61 3 8587 0499  
info.australia@we-ef.com - <https://we-ef.com/aus>  
Subject to technical changes and errors. - Generated on 16/08/2025

Mounting Accessories

Installation cover

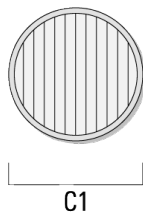
Description	Part ID	C1
Installation cover BE	185-0325	250



Optical Accessories

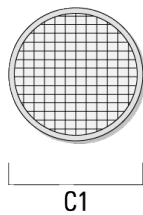
Linear spread lens

Description	Part ID	C1
Linear spread lens IO-180	185-7170	191



Surface wash lens

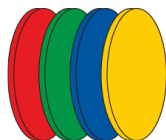
Description	Part ID	C1
Flood lens IO-360	185-7171	191



ETC330-FS LED

Colour filter

Description	Part ID
Colour filter IF	on request



Wallwash lens

Description	Part ID	C1
IO-20-WW-ETC/EVC_30-FS-LED	185-8492	191

