



Description

IP66, Class I. IK07. Marine-grade, all aluminium construction. 5CE superior corrosion protection including PCS hardware. Silicone CCG® gasket. Safety glass lens. Two cable entries. Ceiling mount through canopy. Pendulum rod 0.5 - 1.5 m can be selected in 0.1 m increments. To be specified at time at ordering. Integral EC electronic converter in thermally separated compartment. CAD-optimised optics for superior illumination and glare control. Factory installed LED circuit board. The luminaire is factory-sealed and does not need to be opened during installation.

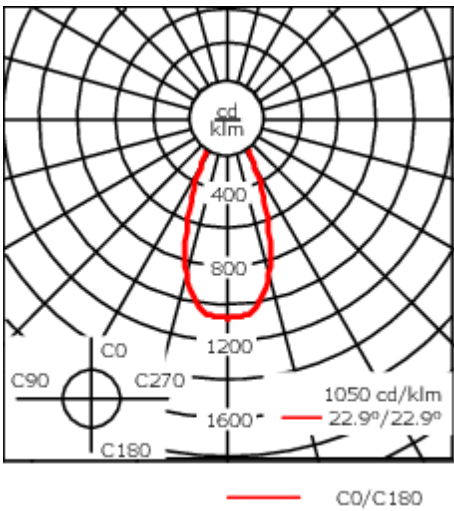
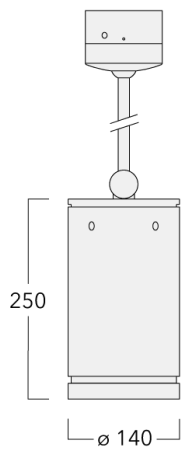
Other standardised housing lengths available on request.

Optional 2200 K version available. To be specified at time of ordering.

Weight	3.60 kg
Light distribution	symmetric, wide beam [B]
Light source	LED-12/24W / 700 mA - 4000 K
CRI	80
Power supply	EC
LEDs	12
Rated input power	27 W

Nominal Lumen (lm)	
LED Lumen	310
Total Lumen	3720
Tj	85

Rated lumens (lm)	
LED Lumen	228
Total Lumen	2735.4
Ta	25



Specifications
Material description

Body	Marine-grade, all aluminium construction
Lens	Safety glass lens
Colours	<div><div></div> RAL9004 Signal black</div> <div><div></div> RAL9006 White aluminium</div> <div><div></div> RAL9007 Grey aluminium</div> <div><div></div> RAL7016 Anthracite grey</div> <div><div></div> RAL9016 Traffic white</div>
Gasket	Silicone CCG® Controlled Compression Gasket
Fasteners	PCS Polymer Coated Stainless Steel Hardware
Ingress protection	IP66
Impact resistance	IK07
Corrosion resistance	5CE

Electrical description

Power supply	220-240V / 50-60 Hz
Driver / Ballast	Integral EC electronic converter in thermally-separated compartment
Power factor	>0.9
Surge protection	1/2 kV (optional SP10)

134-2415

DAS120-PR LED



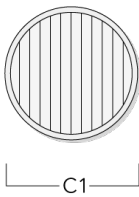
Additional information

Lifetime	Ta=25° L90B10 > 90000h
Energy efficiency class	C-D (Light source)

Optical Accessories

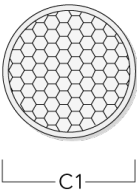
Linear spread lens

Description	Part ID	Additional information	C1
IO-180-DAC120-LED	134-2000	Broadens light distribution in one plane only. Ideally suitable for [M][EE][EES]. Does not fit in combination with [B] lens. A maximum of one internal optical accessory. Internal component, factory installed.	130



Honeycomb louvre

Description	Part ID	Additional information	C1
IW-DAC120-LED	134-2002	Honeycomb louvre, matt black Teflon® coated. For luminaires equipped with [B] [M] light distribution. A maximum of one internal optical accessory. Internal component, factory installed.	103



Wallwash lens

Description	Part ID	C1
IO-20-WW-DAC120-LED	134-2001	92

