



Description

IP66, Class I. IK07. Marine-grade, all aluminium construction. 5CE superior corrosion protection including PCS hardware. Silicone CCG® gasket. Safety glass lens. Two cable entries. Ceiling mount through canopy. Pendulum rod 0.5 - 1.5 m can be selected in 0.1 m increments. To be specified at time at ordering. Integral EC electronic converter in thermally separated compartment. CAD-optimised optics for superior illumination and glare control. Factory installed LED circuit board. The luminaire is factory-sealed and does not need to be opened during installation.

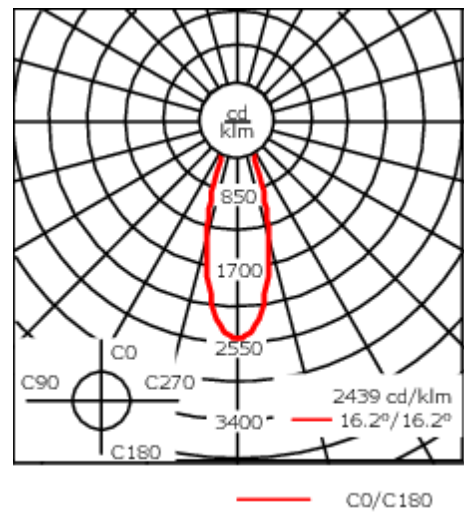
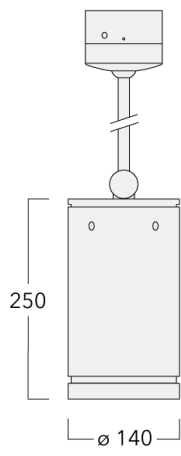
Other standardised housing lengths available on request.

Optional 2200 K version available. To be specified at time of ordering.

| | |
|--------------------|------------------------------|
| Weight | 3.60 kg |
| Light distribution | symmetric, medium beam [M] |
| Light source | LED-12/24W / 700 mA - 4000 K |
| CRI | 80 |
| Power supply | EC |
| LEDs | 12 |
| Rated input power | 27 W |

| | |
|--------------------|------|
| Nominal Lumen (lm) | |
| LED Lumen | 310 |
| Total Lumen | 3720 |
| Tj | 85 |

| | |
|-------------------|--------|
| Rated lumens (lm) | |
| LED Lumen | 275.1 |
| Total Lumen | 3301.2 |
| Ta | 25 |



Specifications

Material description

| | |
|----------------------|---|
| Body | Marine-grade, all aluminium construction |
| Lens | Safety glass lens |
| Colours | <div><div></div> RAL9004 Signal black</div> <div><div></div> RAL9007 Grey aluminium</div> <div><div></div> RAL7016 Anthracite grey</div> <div><div></div> RAL9016 Traffic white</div> |
| Gasket | Silicone CCG® Controlled Compression Gasket |
| Fasteners | PCS Polymer Coated Stainless Steel Hardware |
| Ingress protection | IP66 |
| Impact resistance | IK07 |
| Corrosion resistance | 5CE |

Electrical description

| | |
|------------------|---|
| Driver / Ballast | Integral EC electronic converter in thermally-separated compartment |
| Power factor | >0.9 |

Additional information

| | |
|----------|------------------------|
| Lifetime | Ta=25° L90B10 > 90000h |
|----------|------------------------|

Optical Accessories

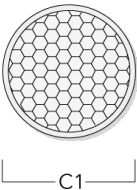
Linear spread lens

| Description | Part ID | Additional information | C1 |
|---------------------------|----------|---|-----|
| Linear spread lens IO-180 | 134-2000 | Broadens light distribution in one plane only. Ideally suitable for [M][EE][EES]. Does not fit in combination with [B] lens. A maximum of one internal optical accessory. Internal component, factory installed. | 130 |



Honeycomb louvre

| Description | Part ID | Additional information | C1 |
|---------------------|----------|--|-----|
| Honeycomb louvre IW | 134-2002 | Honeycomb louvre, matt black Teflon® coated. For luminaires equipped with [B] [M] light distribution. A maximum of one internal optical accessory. Internal component, factory installed. | 103 |



Wallwash lens

| Description | Part ID | C1 |
|---------------------|----------|----|
| IO-20-WW-DAC120-LED | 134-2001 | 92 |

