

FLC311 Spigot mounted



Description

IP66. IK08. Marine-grade, die-cast aluminium alloy. 5CE superior corrosion protection including PCS hardware. Safety glass lens. Silicone CCG® Controlled Compression Gasket. Luminaire is factory-sealed and does not need to be opened during installation.

Integral EC electronic converter. Advanced thermal management protects LEDs while optimising lumens output. CAD-optimised optics for superior illumination and glare control. Including 5 ft of flexible PVC free cable.

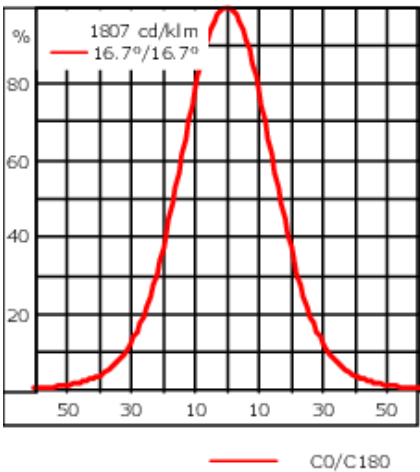
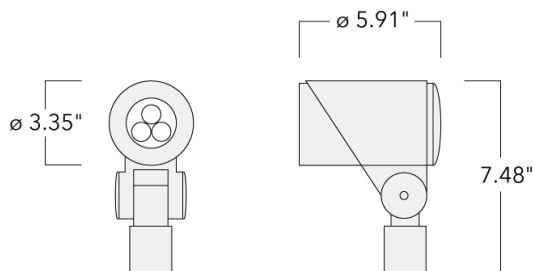
Optical accessories are factory-installed. To be specified at time of ordering.

6-12W / 120V / 0-10V Dimming.
6W / 24V DC / 0-10V Dimming. (available upon request)

Contact the factory for 277V/347V options.

Weight	1.60 lb
Light distribution	symmetric, medium beam [M]
Light source	LED-3/12W / 350 mA - 3000 K
CRI	80
Power supply	electronic gear
LEDs	3
Rated input power	13.9 W
Nominal Lumen (lm)	
LED Lumen	490
Total Lumen	1470
Tj	85
Delivered lumens (lm)	
LED Lumen	377.2
Total Lumen	1131.6
Ta	25

FLC311 Spigot mounted



Specifications
Material description

Table with 2 columns: Component and Description. Rows include Body (Marine-grade, die-cast aluminium alloy), Lens (Safety glass lens), Colors (RAL9004 Black, RAL9007 Grey Metallic, RAL9016 White, RAL8019 Dark Bronze), Gasket (Silicone CCG® Controlled Compression Gasket), Fasteners (PCS hardware), Ingress protection (IP66), Impact resistance (IK08), Corrosion resistance (5CE), and Windage (0.215 ft²).

Electrical description

Table with 2 columns: Component and Description. Rows include Power supply (120-277VAC/50-60 Hz (24V DC available upon request)), Driver / Ballast (Integral [ECG] electronic driver 120V-277V. (24VDC low voltage, available upon request)), and Power factor (>0.9).

145-7614



FLC311 Spigot mounted

Additional information

Lifetime	Ta=25°/40° L90B10 > 90000h
Dimming	0-10V as standard
Listings	ETL, UL-1598, CSA-C22.2#250.0. Suitable for Wet Locations.

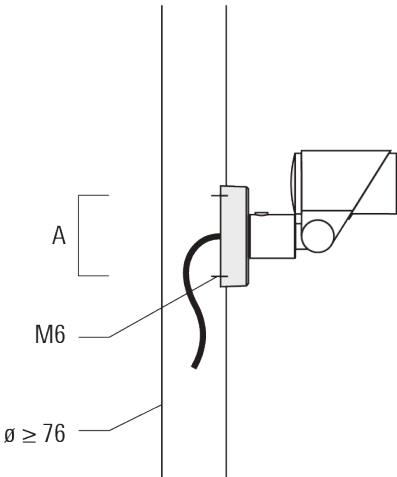
Mounting Accessories

Threaded Nipple

Description	Part ID	Weight (lb)
3/4 inch Threaded Nipple	145-6903	0.24
1/2 inch Threaded Nipple	145-6902	0.2

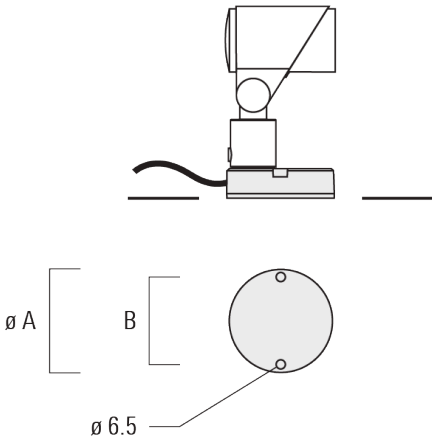
Flat surface and Column fitter

Description	Part ID	A	B	D1	D2	M1	Weight (lb)
Column fitter FLC300	145-9536	70		≥ 3.0	2.75	0.23	.44 lbs



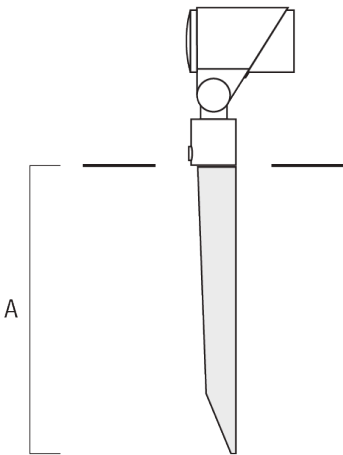
FLC311 Spigot mounted

Description	Part ID	A	B	D1	D2	M1	Weight (lb)
Flat surface fitter FLC300	145-9535	100	85				0.20



Ground spike EF

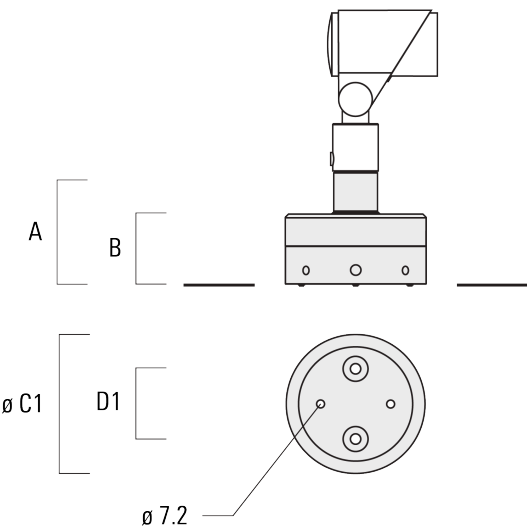
Description	Part ID	A	Weight (lb)
Ground spike EF1 for FLC300	310-9102	10.63	1.20



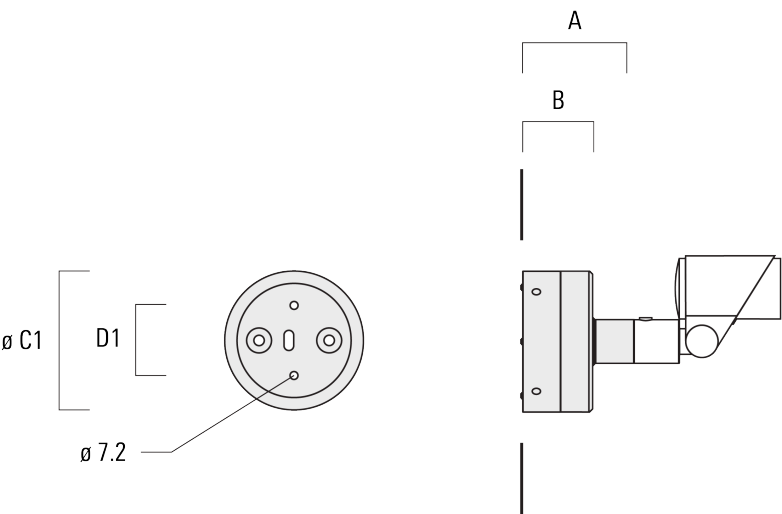
FLC311 Spigot mounted

Junction box JB1

Description	Part ID	A	B	C1	D1	Weight (lb)
Junction box JB1 with side entry	310-9002	4.21	2.64	5.31	2.64	1.20

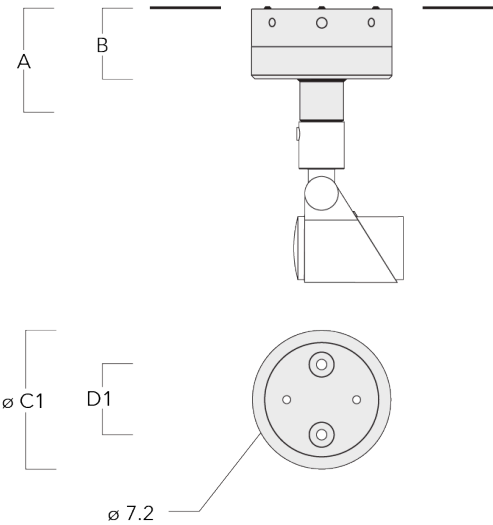


Junction box JB1 with wall entry	310-9025	4.21	2.64	5.31	2.64	1.10
----------------------------------	----------	------	------	------	------	------



FLC311 Spigot mounted

Description	Part ID	A	B	C1	D1	Weight (lb)
Junction box JB1 with side entry (conduit)	310-9022	4.21	2.64	5.31	2.64	1.20



145-7614



FLC311 Spigot mounted

Control

DALI interface

Description	Part ID
Low voltage DALI interface	0026

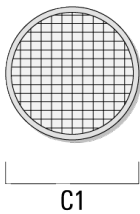
0-10 V, 24VDC low voltage version

Description	Part ID
24VDC low voltage version, 0-10 V	0033

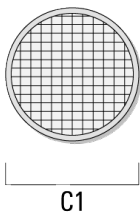
Optical Accessories

Softening Lens

Description	Part ID	C1
Flood lens IO-360 for [EE]	145-7786	59



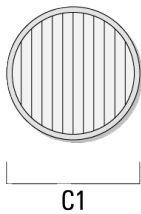
Flood lens IO-360 for [EES]	145-7780	59
-----------------------------	----------	----



FLC311 Spigot mounted

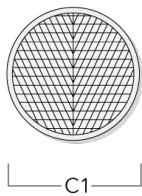
Linear spread lens

Description	Part ID	C1
Linear spread lens IO-180	145-7781	59



Wallwash lens

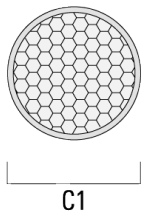
Description	Part ID	C1
Wallwash lens IO-20	145-7782	59



FLC311 Spigot mounted

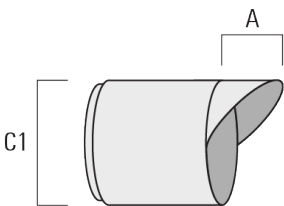
Honeycomb louvre

Description	Part ID	C1
Honeycomb louvre IW	145-7783	59



Glare shield

Description	Part ID	A	C1
Glare shield ES	145-7784	34	85



FLC311 Spigot mounted

Snoot

Description	Part ID	A	C1
Snoot ET	145-7785	34	85

