



**Description**

IP66. IK08. Marine-grade, die-cast aluminium alloy. 5CE superior corrosion protection including PCS hardware. Safety glass lens. Silicone CCG® Controlled Compression Gasket. Luminaire is factory-sealed and does not need to be opened during installation.

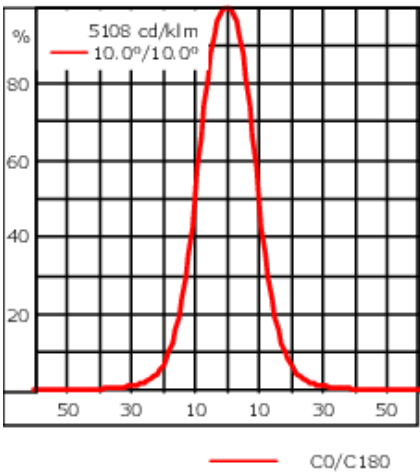
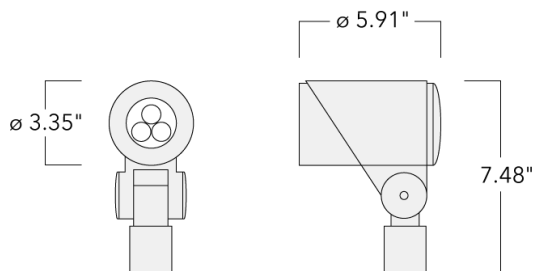
Integral EC electronic converter. Advanced thermal management protects LEDs while optimising lumens output. CAD-optimised optics for superior illumination and glare control. Including 5 ft of flexible PVC free cable.

Optical accessories are factory-installed. To be specified at time of ordering.

6-12W / 120V / 0-10V Dimming.  
6W / 24V DC / 0-10V Dimming. (available upon request)

Contact the factory for 277V/347V options.

|                              |                                  |
|------------------------------|----------------------------------|
| Weight                       | 1.60 lb                          |
| Light distribution           | symmetric, very narrow beam [VN] |
| Light source                 | LED-3/9W / 250 mA - 4000 K       |
| CRI                          | 80                               |
| Power supply                 | electronic gear                  |
| LEDs                         | 3                                |
| Rated input power            | 11 W                             |
| <b>Nominal Lumen (lm)</b>    |                                  |
| LED Lumen                    | 390                              |
| Total Lumen                  | 1170                             |
| Tj                           | 85                               |
| <b>Delivered lumens (lm)</b> |                                  |
| LED Lumen                    | 302.6                            |
| Total Lumen                  | 907.8                            |
| Ta                           | 25                               |



Specifications

Material description

|                      |   |
|----------------------|---|
| Body                 | Marine-grade, die-cast aluminium alloy  |
| Lens                 | Safety glass lens   |
| Colors               | <div><div></div> RAL9004 Black</div> <div><div></div> RAL9007 Grey Metallic</div> <div><div></div> RAL9016 White</div> <div><div></div> RAL8019 Dark Bronze</div> |
| Gasket               | Silicone CCG® Controlled Compression Gasket   |
| Fasteners            | PCS hardware  |
| Ingress protection   | IP66  |
| Impact resistance    | IK08  |
| Corrosion resistance | 5CE   |
| Windage              | 0.215 ft²   |

Electrical description

|                  |   |
|------------------|---|
| Power supply     | 120-277VAC/50-60 Hz (24V DC available upon request)                                     |
| Driver / Ballast | Integral [ECG] electronic driver 120V-277V. (24VDC low voltage, available upon request) |
| Power factor     | >0.9  |

145-7625



FLC311 Spigot mounted

Additional information

|          |  |
|----------|--|
| Lifetime | Ta=25°/40° L90B10 > 90000h                                 |
| Dimming  | 0-10V as standard  |
| Listings | ETL, UL-1598, CSA-C22.2#250.0. Suitable for Wet Locations. |

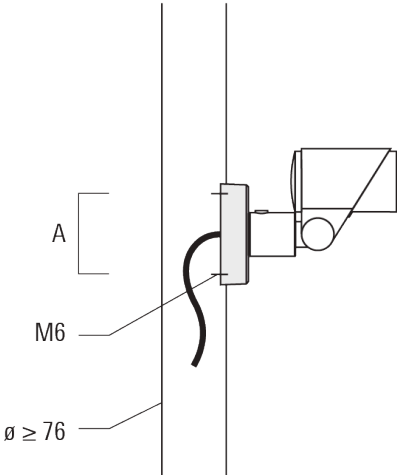
Mounting Accessories

Threaded Nipple

| Description              | Part ID  | Weight (lb) |
|--------------------------|----------|-------------|
| 3/4 inch Threaded Nipple | 145-6903 | 0.24        |
| 1/2 inch Threaded Nipple | 145-6902 | 0.2         |

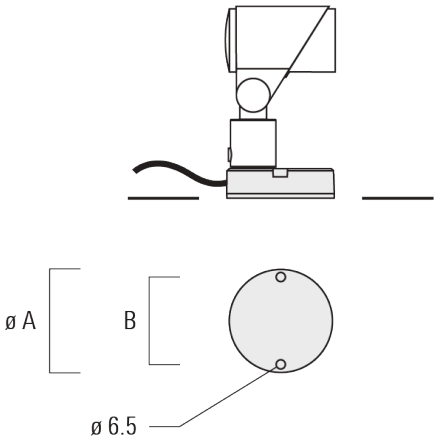
Flat surface and Column fitter

| Description          | Part ID  | A  | B | D1    | D2   | M1   | Weight (lb) |
|----------------------|----------|----|---|-------|------|------|-------------|
| Column fitter FLC300 | 145-9536 | 70 |   | ≥ 3.0 | 2.75 | 0.23 | .44 lbs     |



FLC311 Spigot mounted

| Description                | Part ID  | A   | B  | D1 | D2 | M1 | Weight (lb) |
|----------------------------|----------|-----|----|----|----|----|-------------|
| Flat surface fitter FLC300 | 145-9535 | 100 | 85 |    |    |    | 0.20        |



Ground spike EF

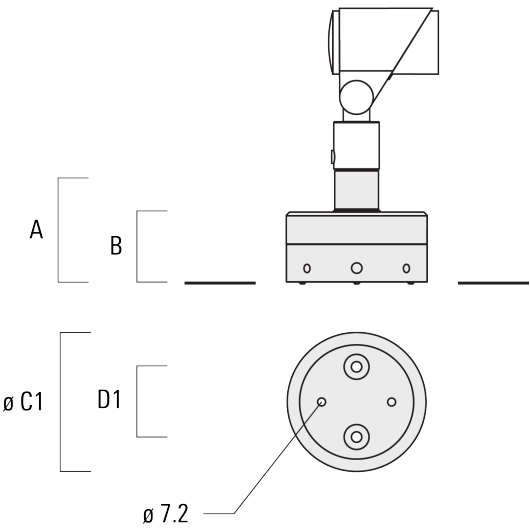
| Description                 | Part ID  | A     | Weight (lb) |
|-----------------------------|----------|-------|-------------|
| Ground spike EF1 for FLC300 | 310-9102 | 10.63 | 1.20        |



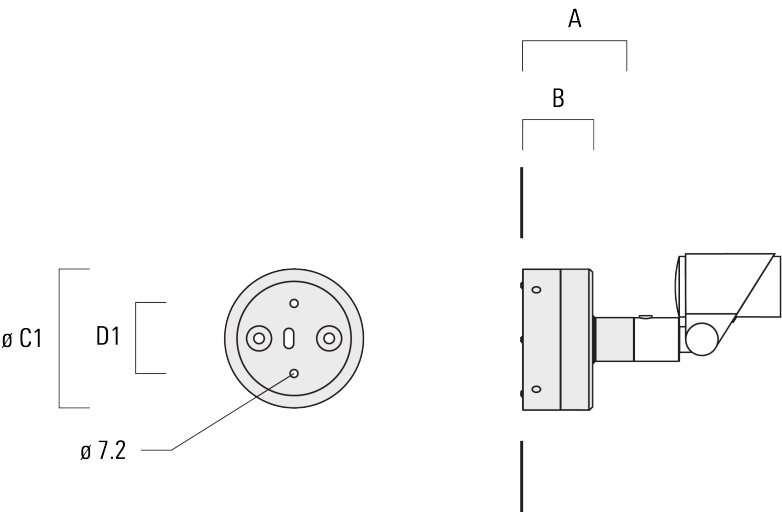
FLC311 Spigot mounted

Junction box JB1

| Description                      | Part ID  | A    | B    | C1   | D1   | Weight (lb) |
|----------------------------------|----------|------|------|------|------|-------------|
| Junction box JB1 with side entry | 310-9002 | 4.21 | 2.64 | 5.31 | 2.64 | 1.20        |

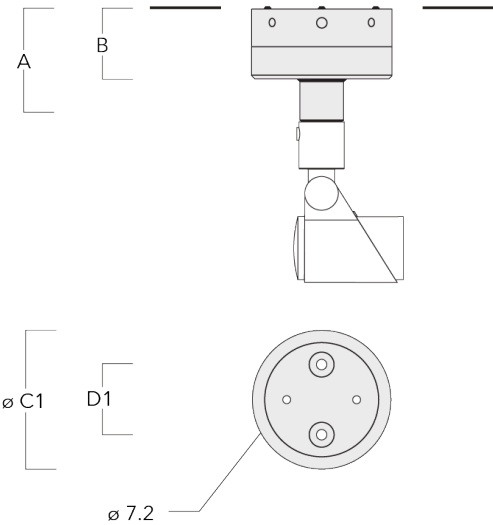


|                                  |          |      |      |      |      |      |
|----------------------------------|----------|------|------|------|------|------|
| Junction box JB1 with wall entry | 310-9025 | 4.21 | 2.64 | 5.31 | 2.64 | 1.10 |
|----------------------------------|----------|------|------|------|------|------|



FLC311 Spigot mounted

| Description                                   | Part ID  | A    | B    | C1   | D1   | Weight (lb) |
|---|----------|------|------|------|------|-------------|
| Junction box JB1 with side entry<br>(conduit) | 310-9022 | 4.21 | 2.64 | 5.31 | 2.64 | 1.20        |



145-7625



FLC311 Spigot mounted

Control

DALI interface

| Description                | Part ID |
|----------------------------|---------|
| Low voltage DALI interface | 0026    |

0-10 V, 24VDC low voltage version

| Description                       | Part ID |
|-----------------------------------|---------|
| 24VDC low voltage version, 0-10 V | 0033    |



Optical Accessories

Softening Lens

| Description                | Part ID  | C1 |
|----------------------------|----------|----|
| Flood lens IO-360 for [EE] | 145-7786 | 59 |



|                             |          |    |
|-----------------------------|----------|----|
| Flood lens IO-360 for [EES] | 145-7780 | 59 |
|-----------------------------|----------|----|



FLC311 Spigot mounted

Linear spread lens

| Description               | Part ID  | C1 |
|---------------------------|----------|----|
| Linear spread lens IO-180 | 145-7781 | 59 |



Wallwash lens

| Description         | Part ID  | C1 |
|---------------------|----------|----|
| Wallwash lens IO-20 | 145-7782 | 59 |



FLC311 Spigot mounted

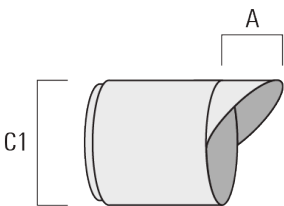
Honeycomb louvre

| Description         | Part ID  | C1 |
|---------------------|----------|----|
| Honeycomb louvre IW | 145-7783 | 59 |



Glare shield

| Description     | Part ID  | A  | C1 |
|-----------------|----------|----|----|
| Glare shield ES | 145-7784 | 34 | 85 |



FLC311 Spigot mounted

Snoot

| Description | Part ID  | A  | C1 |
|-------------|----------|----|----|
| Snoot ET    | 145-7785 | 34 | 85 |

