



### Description

IP66. IK08. Marine-grade, die-cast aluminium alloy. 5CE superior corrosion protection including PCS hardware. Safety glass lens. Silicone CCG® Controlled Compression Gasket. Luminaire is factory-sealed and does not need to be opened during installation.

Integral EC electronic converter. Advanced thermal management protects LEDs while optimising lumens output. CAD-optimised optics for superior illumination and glare control.

Mains voltage versions, ON-OFF Class I. 1-10 V analogue dimming or DALI interface available on request; refer to accessory listings.

Including 0.4 m of flexible cable enclosed in a stainless conduit, in-line connector and mounting clamp for installation to RAIL66 mounting system.

Optical accessories are factory-installed. To be specified at time of ordering.

|                    |                             |
|--------------------|-----------------------------|
| Weight             | 3.40 kg                     |
| Light distribution | symmetric, medium beam [M]  |
| Light source       | LED-6/12W / 700 mA - 2700 K |
| CRI                | 80                          |
| Power supply       | EC                          |
| LEDs               | 6                           |
| Rated input power  | 14.5 W                      |

### Nominal Lumen (lm)

|             |      |
|-------------|------|
| LED Lumen   | 270  |
| Total Lumen | 1620 |
| Tj          | 85   |

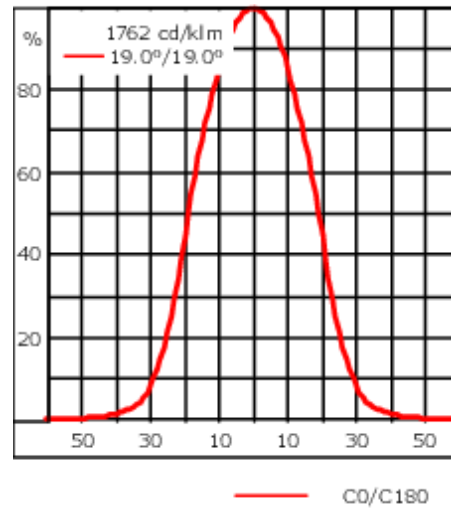
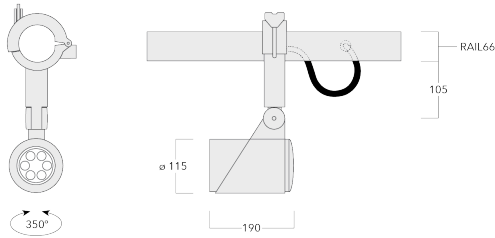
### Rated lumens (lm)

|             |        |
|-------------|--------|
| LED Lumen   | 193.8  |
| Total Lumen | 1162.6 |
| Ta          | 25     |

145-7930






FLC321 RAIL66

we-ef



## Specifications

### Material description

|                      |   |
|----------------------|---|
| Body                 | Marine-grade, die-cast aluminium alloy  |
| Lens                 | Safety glass lens   |
| Colours              |  RAL9004 Signal black<br> RAL9006 White aluminium<br> RAL9007 Grey aluminium<br> RAL7016 Anthracite grey<br> RAL9016 Traffic white |
| Gasket               | Silicone CCG® Controlled Compression Gasket   |
| Fasteners            | PCS hardware  |
| Ingress protection   | IP66  |
| Impact resistance    | IK08  |
| Corrosion resistance | 5CE   |
| Windage              | 0.065 m <sup>2</sup>  |

### Electrical description

|                  |                                  |
|------------------|----------------------------------|
| Driver / Ballast | Integral EC electronic converter |
|------------------|----------------------------------|

### Additional information

|                         |                        |
|-------------------------|------------------------|
| Lifetime                | Ta=25° L90B10 > 90000h |
| Energy efficiency class | C-D (Light source)     |

WE-EF LEUCHTEN GmbH

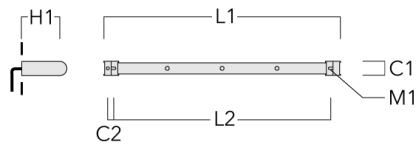
Töpinger Straße 16, 29646 Bispingen, Germany - Phone: +49 5194 909-0  
info@we-ef.com - <https://we-ef.com>

Subject to technical changes and errors. - Generated on 23/11/2024

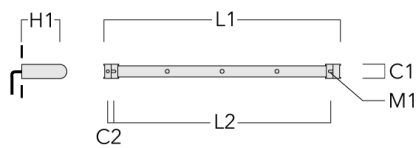
**Mounting Accessories**

**Universal**

| Description              | Part ID  | C1 | C2 | H1  | M1 | Weight (kg) | L1   | L2   |
|--------------------------|----------|----|----|-----|----|-------------|------|------|
| 2 Mains outlets (L=1150) | 310-9200 | 75 | 30 | 200 | 12 | 5.90        | 1150 | 1045 |

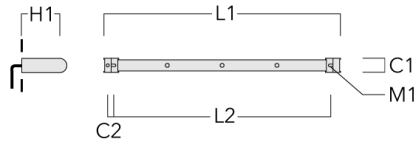


|                          |          |    |    |     |    |      |      |      |
|--------------------------|----------|----|----|-----|----|------|------|------|
| 3 Mains outlets (L=1150) | 310-9202 | 75 | 30 | 200 | 12 | 5.90 | 1150 | 1045 |
|--------------------------|----------|----|----|-----|----|------|------|------|

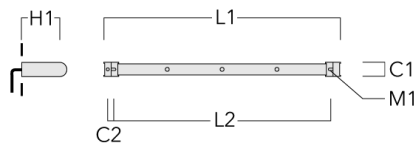


**FLC321 RAIL66**

| Description              | Part ID  | C1 | C2 | H1  | M1 | Weight (kg) | L1   | L2   |
|--------------------------|----------|----|----|-----|----|-------------|------|------|
| 3 Mains outlets (L=1650) | 310-9210 | 75 | 30 | 200 | 12 | 7.20        | 1650 | 1545 |

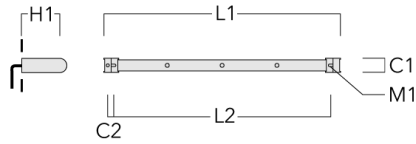


|                          |          |    |    |     |    |      |      |      |
|--------------------------|----------|----|----|-----|----|------|------|------|
| 4 Mains outlets (L=1650) | 310-9212 | 75 | 30 | 200 | 12 | 7.20 | 1650 | 1545 |
|--------------------------|----------|----|----|-----|----|------|------|------|

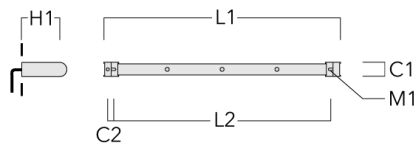


**FLC321 RAIL66**

| Description              | Part ID  | C1 | C2 | H1  | M1 | Weight (kg) | L1   | L2   |
|--------------------------|----------|----|----|-----|----|-------------|------|------|
| 4 Mains outlets (L=2150) | 310-9220 | 75 | 30 | 200 | 12 | 8.50        | 2150 | 2045 |

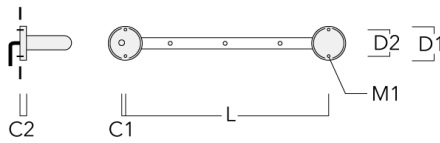


|                          |          |    |    |     |    |      |      |      |
|--------------------------|----------|----|----|-----|----|------|------|------|
| 6 Mains outlets (L=2150) | 310-9222 | 75 | 30 | 200 | 12 | 8.50 | 2150 | 2045 |
|--------------------------|----------|----|----|-----|----|------|------|------|



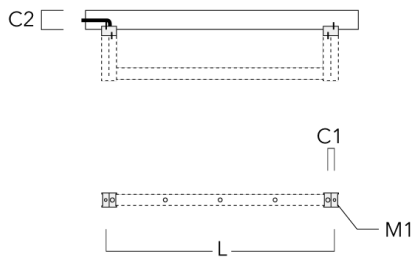
**Flat Surface Fitters**

| Description            | Part ID  | C1 | C2 | D1  | D2  | L    | M1 | Weight (kg) |
|------------------------|----------|----|----|-----|-----|------|----|-------------|
| Surface fitters (pair) | 310-9290 | 20 | 30 | 180 | 140 | 1070 | 9  | 1.70        |



**Column Fitters**

| Description           | Part ID  | C1 | C2  | L    | M1 | Weight (kg) |
|-----------------------|----------|----|-----|------|----|-------------|
| Column fitters (pair) | 310-9294 | 30 | 100 | 1115 | 12 | 0.90        |



**145-7930**

**FLC321 RAIL66**

**we-ef**

## **Control**

### **Eco Step Dim® Advanced**

| Description                | Part ID  |
|----------------------------|----------|
| Eco Step Dim® Advanced LED | 430-0002 |

**WE-EF LEUCHTEN GmbH**

Töpinger Straße 16, 29646 Bispingen, Germany - Phone: +49 5194 909-0  
info@we-ef.com - <https://we-ef.com>

Subject to technical changes and errors. - Generated on 23/11/2024


### Optical Accessories

#### Flood lens

---

| Description   | Part ID  | C1 |
|---------------|----------|----|
| IO-360-FLC321 | 145-9992 | 87 |

---



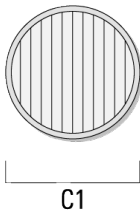
---

#### Linear spread lens

---

| Description   | Part ID  | C1 |
|---------------|----------|----|
| IO-180-FLC321 | 145-9991 | 87 |

---



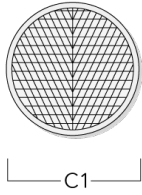


**Wallwash lens**

---

| Description  | Part ID  | C1 |
|--------------|----------|----|
| IO-20-FLC321 | 145-9993 | 87 |

---



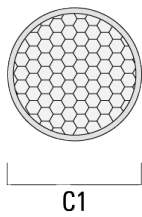
---

**Honeycomb louvre**

---

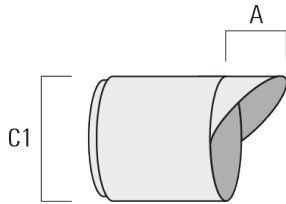
| Description         | Part ID  | C1 |
|---------------------|----------|----|
| Honeycomb louvre IW | 145-9994 | 87 |

---



**Glare shield**

| Description | Part ID  | A  | C1  |
|-------------|----------|----|-----|
| ES-FLC321   | 145-9995 | 55 | 114 |



**Snoot**

| Description | Part ID  | A  | C1  |
|-------------|----------|----|-----|
| ET-FLC321   | 145-9996 | 56 | 114 |

