

145-9944

FLC321 Spigot mounted

we-ef



Description

IP66. IK08. Marine-grade, die-cast aluminium alloy. 5CE superior corrosion protection including PCS hardware. Safety glass lens. Silicone CCG® Controlled Compression Gasket. Luminaire is factory-sealed and does not need to be opened during installation.

Integral EC electronic converter. Advanced thermal management protects LEDs while optimising lumens output. CAD-optimised optics for superior illumination and glare control. Including 1.5 m of flexible PVC free cable. Knuckle permits 340° rotation, forward tilt 54° and backward tilt 90°.

Mains voltage versions, ON-OFF Class I. 1-10 V analogue dimming or DALI interface available on request; refer to accessory listings.

Optical accessories are factory-installed. To be specified at time of ordering.

| | |
|---------------------------|------------------------------|
| Weight | 2.60 kg |
| Light distribution | symmetric, wide beam [B] |
| Light source | LED-6/18W / 1050 mA - 2700 K |
| CRI | 80 |
| Power supply | EC |
| LEDs | 6 |
| Rated input power | 21 W |
| Nominal Lumen (lm) | |
| LED Lumen | 375 |
| Total Lumen | 2250 |
| Tj | 85 |
| Rated lumens (lm) | |
| LED Lumen | 205.5 |
| Total Lumen | 1233 |
| Ta | 25 |

WE-EF LEUCHTEN GmbH

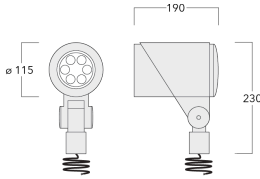
Töpinger Straße 16, 29646 Bispingen, Germany - Phone: +49 5194 909-0
info@we-ef.com - <https://we-ef.com>

Subject to technical changes and errors. - Generated on 23/10/2024

145-9944

FLC321 Spigot mounted

we-ef



Specifications

Material description

| | |
|----------------------|---|
| Body | Marine-grade, die-cast aluminium alloy |
| Lens | Safety glass lens |
| Colours |  RAL9004 Signal black  RAL9006 White aluminium  RAL9007 Grey aluminium  RAL7016 Anthracite grey  RAL9016 Traffic white |
| Gasket | Silicone CCG® Controlled Compression Gasket |
| Fasteners | PCS hardware |
| Ingress protection | IP66 |
| Impact resistance | IK08 |
| Corrosion resistance | 5CE |
| Windage | 0.040 m ² |

Electrical description

| | |
|------------------|----------------------------------|
| Driver / Ballast | Integral EC electronic converter |
| Power factor | >0.9 |

Additional information

| | |
|-------------------------|------------------------|
| Lifetime | Ta=25° L90B10 > 90000h |
| Energy efficiency class | C-D (Light source) |

WE-EF LEUCHTEN GmbH

Töpinger Straße 16, 29646 Bispingen, Germany - Phone: +49 5194 909-0

info@we-ef.com - <https://we-ef.com>

Subject to technical changes and errors. - Generated on 23/10/2024

145-9944

FLC321 Spigot mounted

we-ef

Control

Eco Step Dim® Advanced

| Description | Part ID |
|----------------------------|----------|
| Eco Step Dim® Advanced LED | 430-0002 |

0-10 V, 24VDC low voltage version

| Description | Part ID |
|-----------------------------------|---------|
| 24VDC low voltage version, 0-10 V | 0033 |

WE-EF LEUCHTEN GmbH

Töpinger Straße 16, 29646 Bispingen, Germany - Phone: +49 5194 909-0

info@we-ef.com - <https://we-ef.com>

Subject to technical changes and errors. - Generated on 23/10/2024

FLC321 Spigot mounted

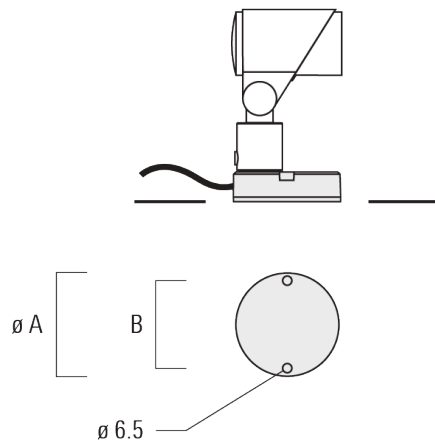
Mounting Accessories

Flat surface and Column fitter

| Description | Part ID | A | B | Weight (kg) |
|----------------------|----------|----|---|-------------|
| Column fitter FLC300 | 145-9536 | 70 | | 0.20 |



| | | | | |
|----------------------------|----------|-----|----|------|
| Flat surface fitter FLC300 | 145-9535 | 100 | 85 | 0.20 |
|----------------------------|----------|-----|----|------|



Ground spike EF

WE-EF LEUCHTEN GmbH

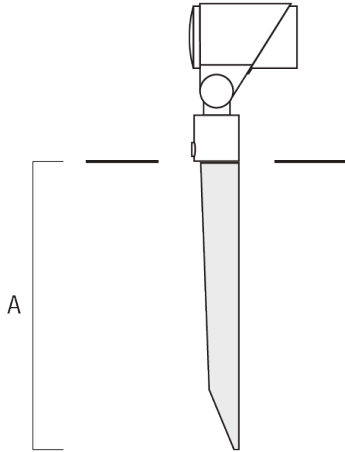
Töpinger Straße 16, 29646 Bispingen, Germany - Phone: +49 5194 909-0

info@we-ef.com - <https://we-ef.com>

Subject to technical changes and errors. - Generated on 23/10/2024

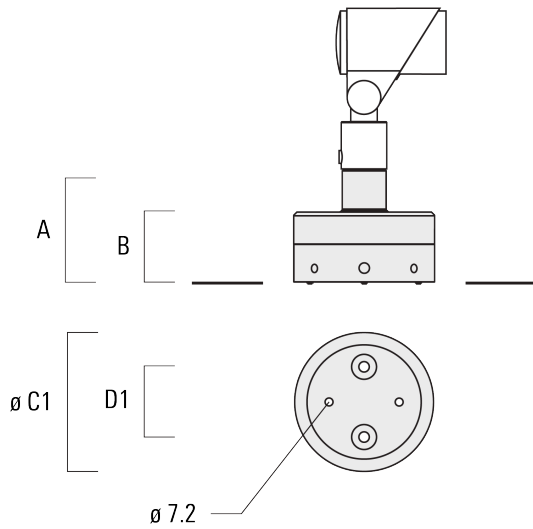
FLC321 Spigot mounted

| Description | Part ID | A | Weight (kg) |
|-----------------------------|----------|-----|-------------|
| Ground spike EF1 for FLC300 | 310-9102 | 270 | 1.20 |



Junction box JB1

| Description | Part ID | A | B | C1 | D1 | Weight (kg) |
|----------------------------------|----------|-----|----|-----|----|-------------|
| Junction box JB1 with side entry | 310-9002 | 107 | 67 | 135 | 67 | 1.20 |



FLC321 Spigot mounted

| Description | Part ID | A | B | C1 | D1 | Weight (kg) |
|----------------------------------|----------|-----|----|-----|----|-------------|
| Junction box JB1 with wall entry | 310-9025 | 107 | 67 | 135 | 67 | 1.10 |



145-9944

FLC321 Spigot mounted

Optical Accessories

Flood lens

| Description | Part ID | C1 |
|---------------|----------|----|
| IO-360-FLC321 | 145-9992 | 87 |



Linear spread lens

| Description | Part ID | C1 |
|---------------|----------|----|
| IO-180-FLC321 | 145-9991 | 87 |



Wallwash lens

WE-EF LEUCHTEN GmbH

Töpinger Straße 16, 29646 Bispingen, Germany - Phone: +49 5194 909-0

info@we-ef.com - <https://we-ef.com>

Subject to technical changes and errors. - Generated on 23/10/2024

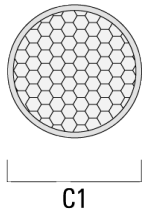
FLC321 Spigot mounted

| Description | Part ID | C1 |
|--------------|----------|----|
| IO-20-FLC321 | 145-9993 | 87 |



Honeycomb louvre

| Description | Part ID | C1 |
|---------------------|----------|----|
| Honeycomb louvre IW | 145-9994 | 87 |



Glare shield

WE-EF LEUCHTEN GmbH

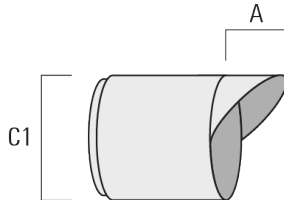
Töpinger Straße 16, 29646 Bispingen, Germany - Phone: +49 5194 909-0

info@we-ef.com - <https://we-ef.com>

Subject to technical changes and errors. - Generated on 23/10/2024

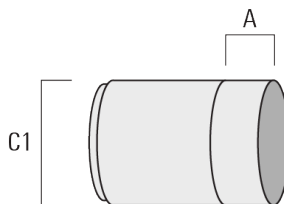
FLC321 Spigot mounted

| Description | Part ID | A | C1 |
|-------------|----------|----|-----|
| ES-FLC321 | 145-9995 | 55 | 114 |



Snoot

| Description | Part ID | A | C1 |
|-------------|----------|----|-----|
| ET-FLC321 | 145-9996 | 56 | 114 |



145-9944

FLC321 Spigot mounted

WE-EF LEUCHTEN GmbH

Töpinger Straße 16, 29646 Bispingen, Germany

Phone: +49 5194 909-0

info@we-ef.com

<https://we-ef.com>

Subject to technical changes and errors.

Generated on 23/10/2024