



Description

IP66. IK08. Marine-grade, die-cast aluminium alloy. 5CE superior corrosion protection including PCS hardware. Safety glass lens. Silicone CCG® Controlled Compression Gasket. Luminaire is factory-sealed and does not need to be opened during installation.

Integral EC electronic converter. Advanced thermal management protects LEDs while optimising lumens output. CAD-optimised optics for superior illumination and glare control. One cable entry.

Mains voltage versions, ON-OFF Class I. 1-10 V analogue dimming or DALI interface available on request; refer to accessory listings.

24VDC low voltage versions, ON-OFF or 0-10 V Class III.

Remote 24VDC power supply to be ordered separately.

Optical accessories are factory-installed. To be specified at time of ordering.

| | |
|--------------------|------------------------------|
| Weight | 3.10 kg |
| Light distribution | symmetric, wide beam [B] |
| Light source | LED-6/18W / 1050 mA - 4000 K |
| CRI | 80 |
| Power supply | EC |
| LEDs | 6 |
| Rated input power | 21 W |

Nominal Lumen (lm)

| | |
|-------------|------|
| LED Lumen | 430 |
| Total Lumen | 2580 |
| Tj | 85 |

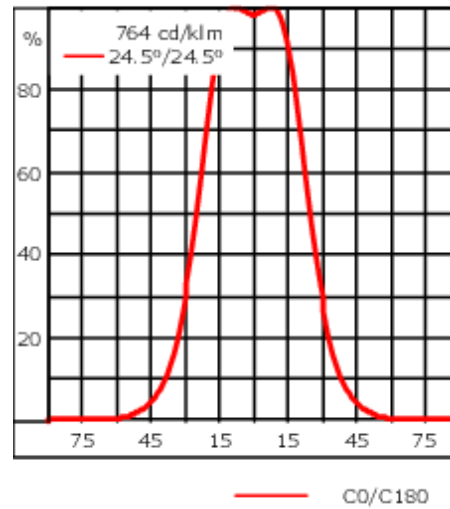
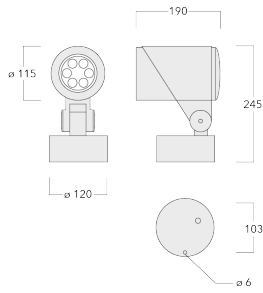
Rated lumens (lm)

| | |
|-------------|--------|
| LED Lumen | 235.6 |
| Total Lumen | 1413.9 |
| Ta | 25 |

145-9972





we-ef

FLC321 Surface mounted



Specifications

Material description

| | |
|----------------------|--|
| Body | Marine-grade, die-cast aluminium alloy |
| Lens | Safety glass lens |
| Colours |  RAL9004 Signal black  RAL9007 Grey aluminium  RAL7016 Anthracite grey  RAL9016 Traffic white |
| Gasket | Silicone CCG® Controlled Compression Gasket |
| Fasteners | PCS hardware |
| Ingress protection | IP66 |
| Impact resistance | IK08 |
| Corrosion resistance | 5CE |
| Windage | 0.045 m ² |

Electrical description

| | |
|------------------|---|
| Driver / Ballast | Integral EC electronic converter (mains voltage). Integral LED electronic driver (24VDC low voltage). |
| Power factor | >0.9 |

Additional information

| | |
|----------|-------------------------------------|
| Lifetime | T _a =25° L90B10 > 90000h |
|----------|-------------------------------------|

WE-EF LIGHTING (Thailand) Co., Ltd.

57 Moo 5, Kingkaew Rd., Bangplee, 10540 Samutprakarn - Phone: +66 2 738 96 20 - Fax: +66 2 738 96 29

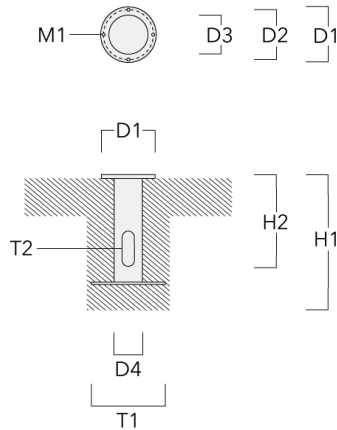
<https://we-ef.com/asia>

Subject to technical changes and errors. - Generated on 23/11/2024

Mounting Accessories

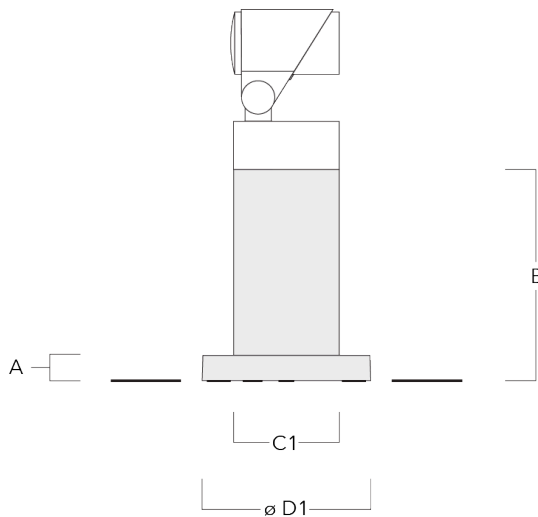
Planted root

| Description | Part ID | D1 | D2 | D3 | D4 | H1 | H2 | M1 | T1 | T2 | Weight (kg) |
|-------------------|-------------|-----|-----|----|----|-----|-----|----|-----|----------|-------------|
| Planted root ESV4 | 300-0461-AP | 150 | 130 | 60 | 89 | 400 | 350 | 8 | 200 | 50 x 100 | 3.85 |



Short post

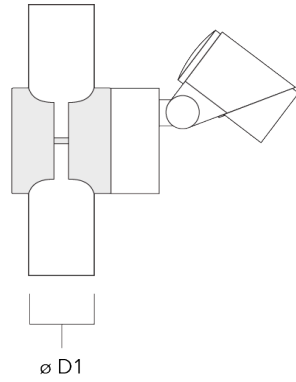
| Description | Part ID | A | B | C1 | D1 | Weight (kg) |
|-------------------------------|----------|----|-----|-----|-----|-------------|
| Short post EM1 for FLC311/321 | 146-7169 | 26 | 200 | 120 | 160 | 1.80 |



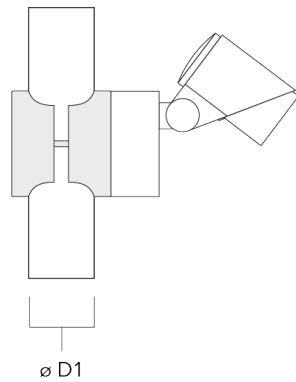
FLC321 Surface mounted

Pole clamp SP - Tiltable

| Description | Part ID | D1 | Weight (kg) |
|-------------------------------------|----------|-------|-------------|
| Pole clamp SP1-M5, single (Ø 38-60) | 146-7201 | 38-60 | 1.20 |

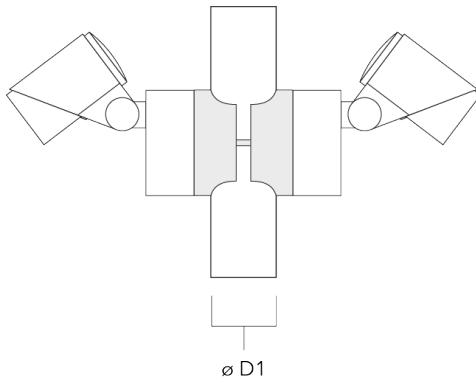


| | | | |
|-------------------------------------|----------|-------|------|
| Pole clamp SP1-M5, single (Ø 76-89) | 146-7202 | 76-89 | 1.10 |
|-------------------------------------|----------|-------|------|

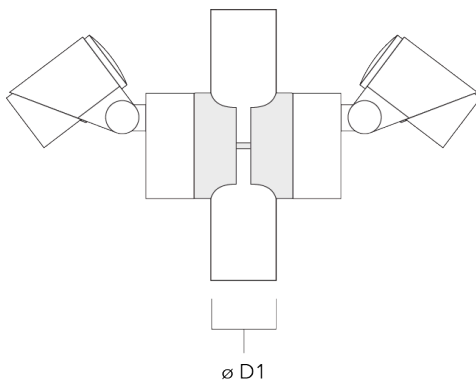


FLC321 Surface mounted

| Description | Part ID | D1 | Weight (kg) |
|-------------------------------------|----------|-------|-------------|
| Pole clamp SP2-M5, single (Ø 38-60) | 146-7203 | 38-60 | 1.30 |



| | | | |
|-------------------------------------|----------|-------|------|
| Pole clamp SP2-M5, single (Ø 76-89) | 146-7204 | 76-89 | 1.20 |
|-------------------------------------|----------|-------|------|



145-9972

we-ef

FLC321 Surface mounted

Control

1-10 V analogue dimming interface

| Description | Part ID |
|-----------------------------------|----------|
| 1-10 V analogue dimming interface | 430-0011 |

0-10 V, 24VDC low voltage version

| Description | Part ID |
|-----------------------------------|---------|
| 24VDC low voltage version, 0-10 V | 0033 |

WE-EF LIGHTING (Thailand) Co., Ltd.

57 Moo 5, Kingkaew Rd., Bangplee, 10540 Samutprakarn - Phone: +66 2 738 96 20 - Fax: +66 2 738 96 29

<https://we-ef.com/asia>

Subject to technical changes and errors. - Generated on 23/11/2024

145-9972

FLC321 Surface mounted

Optical Accessories

Flood lens

| Description | Part ID | C1 |
|-------------------|----------|----|
| Flood lens IO-360 | 145-9992 | 87 |



Linear spread lens

| Description | Part ID | C1 |
|---------------------------|----------|----|
| Linear spread lens IO-180 | 145-9991 | 87 |



145-9972

we-ef

FLC321 Surface mounted

Wallwash lens

| Description | Part ID | C1 |
|---------------------|----------|----|
| Wallwash lens IO-20 | 145-9993 | 87 |



Honeycomb louvre

| Description | Part ID | C1 |
|---------------------|----------|----|
| Honeycomb louvre IW | 145-9994 | 87 |



WE-EF LIGHTING (Thailand) Co., Ltd.

57 Moo 5, Kingkaew Rd., Bangplee, 10540 Samutprakarn - Phone: +66 2 738 96 20 - Fax: +66 2 738 96 29

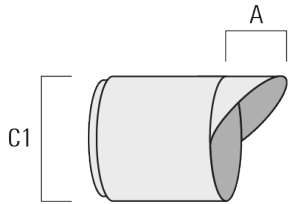
<https://we-ef.com/asia>

Subject to technical changes and errors. - Generated on 23/11/2024

FLC321 Surface mounted

Glare shield

| Description | Part ID | A | C1 |
|-----------------|----------|----|-----|
| Glare shield ES | 145-9995 | 55 | 114 |



Snoot

| Description | Part ID | A | C1 |
|-------------|----------|----|-----|
| Snoot ET | 145-9996 | 56 | 114 |

