



### Description

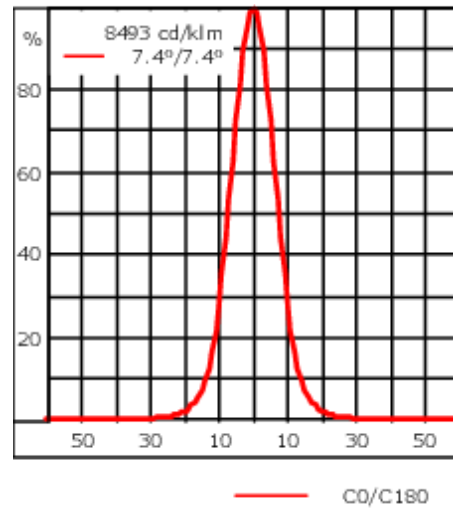
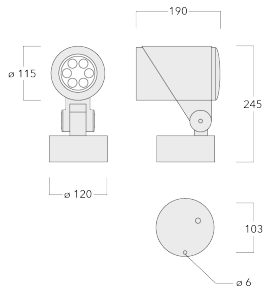
IP66. IK08. Marine-grade, die-cast aluminium alloy. 5CE superior corrosion protection including PCS hardware. Safety glass lens. Silicone CCG® Controlled Compression Gasket. Luminaire is factory-sealed and does not need to be opened during installation. Knuckle permits 350° rotation, forward tilt 38° and backward tilt 90°.

Integral EC electronic converter. Advanced thermal management protects LEDs while optimising lumens output. CAD-optimised optics for superior illumination and glare control. One cable entry.

Optical accessories are factory-installed. To be specified at time of ordering.

Weight	3.10 kg
Light distribution	symmetric, very narrow beam [EE]
Light source	LED-6/18W / 1050 mA - 4000 K
CRI	80
Power supply	EC
LEDs	6
Rated input power	21 W
<b>Nominal Lumen (lm)</b>	
LED Lumen	430
Total Lumen	2580
T <sub>j</sub>	85
<b>Rated lumens (lm)</b>	
LED Lumen	325.1
Total Lumen	1950.5
T <sub>a</sub>	25

## FLC321 Surface mounted



## Specifications

## Material description

Body	Marine-grade, die-cast aluminium alloy
Lens	Safety glass lens
Colours	<div style="display: flex; align-items: center;"> <div style="width: 20px; height: 15px; background-color: black; margin-right: 5px;"></div> <span>RAL9004 Signal black</span> </div> <div style="display: flex; align-items: center; margin-top: 5px;"> <div style="width: 20px; height: 15px; background-color: #cccccc; margin-right: 5px;"></div> <span>RAL9006 White aluminium</span> </div> <div style="display: flex; align-items: center; margin-top: 5px;"> <div style="width: 20px; height: 15px; background-color: #808080; margin-right: 5px;"></div> <span>RAL9007 Grey aluminium</span> </div> <div style="display: flex; align-items: center; margin-top: 5px;"> <div style="width: 20px; height: 15px; background-color: #333333; margin-right: 5px;"></div> <span>RAL7016 Anthracite grey</span> </div> <div style="display: flex; align-items: center; margin-top: 5px;"> <div style="width: 20px; height: 15px; background-color: #e0e0e0; margin-right: 5px;"></div> <span>RAL9016 Traffic white</span> </div>
Gasket	Silicone CCG® Controlled Compression Gasket
Fasteners	PCS hardware
Ingress protection	IP66
Impact resistance	IK08
Corrosion resistance	5CE
Windage	0.045 m <sup>2</sup>

## Electrical description

Driver / Ballast	Integral EC electronic converter
Power factor	>0.9

## Additional information

Lifetime	Ta=25° L90B10 > 90000h
Energy efficiency class	C-D (Light source)

## WE-EF LEUCHTEN GmbH

Töpinger Straße 16, 29646 Bispingen, Germany - Phone: +49 5194 909-0  
 info@we-ef.com - <https://we-ef.com>

Subject to technical changes and errors. - Generated on 23/11/2024

**145-9984**

**FLC321 Surface mounted**

**Control**

**Eco Step Dim® Advanced**

Description	Part ID
Eco Step Dim® Advanced LED	430-0002

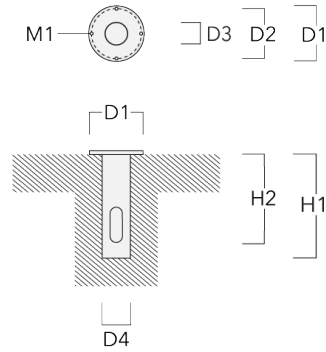
**0-10 V, 24VDC low voltage version**

Description	Part ID
24VDC low voltage version, 0-10 V	0033

**Mounting Accessories**

**Planted root**

Description	Part ID	D1	D2	D3	D4	H1	H2	M1	Weight(kg)
Planted root ESV4	300-0461	145	130	102	108	400	350	8	7.85



**Short post EM**

Description	Part ID	A	B	C1	D1	Weight(kg)
Short post EM1 for FLC311/321	146-7169	26	200	120	160	1.80



## FLC321 Surface mounted

## Pole clamp SP

Description	Part ID	D1	Weight (kg)
Pole clamp SP1-M5, single (Ø 38-60)	146-7201	38-60	1.20



Pole clamp SP1-M5, single (Ø 76-89)	146-7202	76-89	1.10
-------------------------------------	----------	-------	------



## FLC321 Surface mounted

---

Description	Part ID	D1	Weight (kg)
Pole clamp SP2-M5, single (Ø 38-60)	146-7203	38-60	1.30

---



---

Pole clamp SP2-M5, single (Ø 76-89)	146-7204	76-89	1.20
-------------------------------------	----------	-------	------

---



145-9984

FLC321 Surface mounted

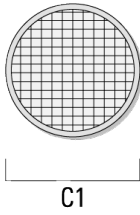
## Optical Accessories

### Flood lens

---

Description	Part ID	C1
IO-360-FLC321	145-9992	87

---



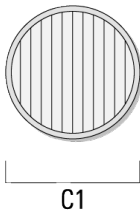
---

### Linear spread lens

---

Description	Part ID	C1
IO-180-FLC321	145-9991	87

---



**FLC321 Surface mounted**

**Wallwash lens**

---

Description	Part ID	C1
IO-20-FLC321	145-9993	87

---



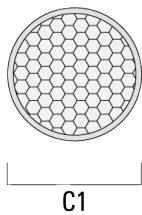
---

**Honeycomb louvre**

---

Description	Part ID	C1
Honeycomb louvre IW	145-9994	87

---





**FLC321 Surface mounted**

**Glare shield**

Description	Part ID	A	C1
ES-FLC321	145-9995	55	114



**Snoot**

Description	Part ID	A	C1
ET-FLC321	145-9996	56	114

