



Description

IP66. IK08. Marine-grade, die-cast aluminium alloy. 5CE superior corrosion protection including PCS hardware. Safety glass lens. Silicone CCG® Controlled Compression Gasket. Luminaire is factory-sealed and does not need to be opened during installation.

Integral EC electronic converter. Advanced thermal management protects LEDs while optimising lumens output. CAD-optimised optics for superior illumination and glare control. One cable entry.

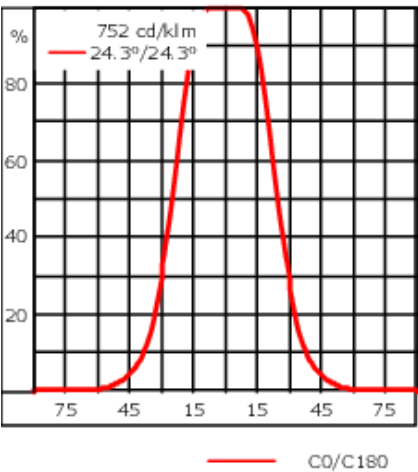
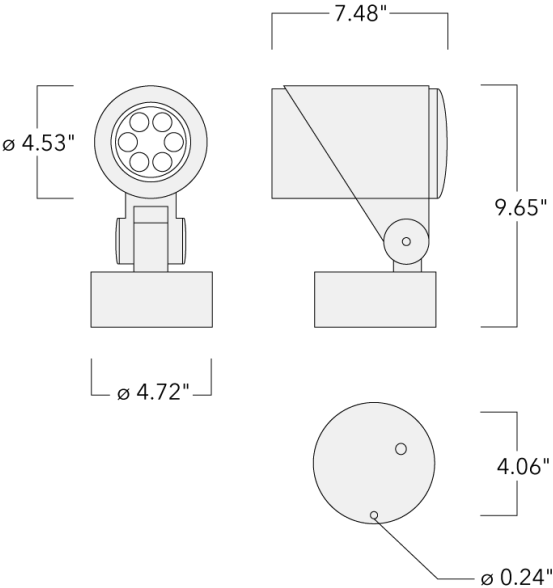
Optical accessories are factory-installed. To be specified at time of ordering.

12W, 18W, 26W / 120-277V / 0-10V Dimming.
12W, 18W / 24V DC / 0-10V Dimming. (available upon request)

Contact the factory for 277V or 347V options.

| | |
|------------------------------|-----------------------------|
| Weight | 6.80 lb |
| Light distribution | symmetric, wide beam [W] |
| Light source | LED-6/26W / 1400 mA - 2700K |
| CRI | 80 |
| Power supply | electronic gear |
| LEDs | 6 |
| Rated input power | 27 W |
| Nominal Lumen (lm) | |
| LED Lumen | 520 |
| Total Lumen | 3120 |
| Tj | 85 |
| Delivered lumens (lm) | |
| LED Lumen | 277.6 |
| Total Lumen | 1665.8 |
| Ta | 25 |

FLC321 Surface mounted



Specifications

Material description

| | |
|----------------------|---|
| Body | Marine-grade, die-cast aluminium alloy |
| Lens | Safety glass lens |
| Colors | <div><div></div> RAL9004 Black</div> <div><div></div> RAL9007 Grey Metallic</div> <div><div></div> RAL9016 White</div> <div><div></div> RAL8019 Dark Bronze</div> |
| Gasket | Silicone CCG® Controlled Compression Gasket |
| Fasteners | PCS hardware |
| Ingress protection | IP66 |
| Impact resistance | IK08 |
| Corrosion resistance | 5CE |
| Windage | 0.484 ft² |

Electrical description

| | |
|------------------|---|
| Power supply | 120-277V AC/50-60 Hz (24VDC available upon request) |
| Driver / Ballast | 120-277V AC/50-60 Hz (24VDC available upon request) |
| Power factor | >0.9 |

145-7332



FLC321 Surface mounted

Additional information

| | |
|----------|--|
| Lifetime | Ta=25°/40° L90B10 > 90000h |
| Listings | ETL, UL-1598, CSA-C22.2#250.0. Suitable for Wet Locations. |

Mounting Accessories

Planted root

| Description | Part ID | D1 | D2 | D3 | D4 | H1 | H2 | M1 | Weight (lb) |
|-------------------|----------|------|------|------|------|-------|-------|-----|-------------|
| Planted root ESV4 | 300-0461 | 5.71 | 5.12 | 4.01 | 4.25 | 15.75 | 13.78 | .31 | 15.50 |



FLC321 Surface mounted

Short post EM

| Description | Part ID | A | B | C1 | D1 | Weight (lb) |
|-------------------------------|----------|------|------|------|------|-------------|
| Short post EM1 for FLC311/321 | 146-7169 | 1.02 | 7.87 | 4.72 | 6.30 | 3.97 |



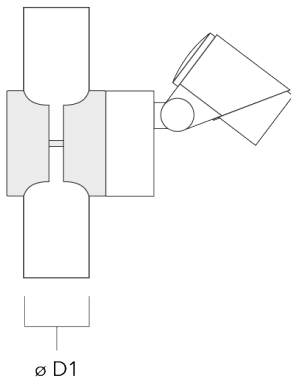
Pole clamp SP

| Description | Part ID | D1 | Weight (lb) |
|-------------------------------------|----------|-------|-------------|
| Pole clamp SP1-M5, single (Ø 38-60) | 146-7201 | 38-60 | 1.20 |

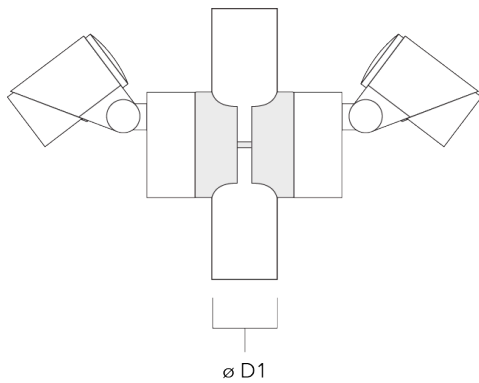


FLC321 Surface mounted

| Description | Part ID | D1 | Weight (lb) |
|-------------------------------------|----------|-------|-------------|
| Pole clamp SP1-M5, single (Ø 76-89) | 146-7202 | 76-89 | 1.10 |



| | | | |
|-------------------------------------|----------|-------|------|
| Pole clamp SP2-M5, double (Ø 38-60) | 146-7203 | 38-60 | 1.30 |
|-------------------------------------|----------|-------|------|



FLC321 Surface mounted

| Description | Part ID | D1 | Weight (lb) |
|-------------------------------------|----------|-------|-------------|
| Pole clamp SP2-M5, double (Ø 76-89) | 146-7204 | 76-89 | 1.20 |



Control

DALI interface

| Description | Part ID |
|----------------------------|---------|
| Low voltage DALI interface | 0026 |

0-10 V, 24VDC low voltage version

| Description | Part ID |
|-----------------------------------|---------|
| 24VDC low voltage version, 0-10 V | 0033 |

Optical Accessories

Softening Lens

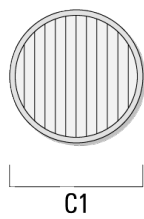
| Description | Part ID | C1 |
|-------------------|----------|------|
| Flood lens IO-360 | 145-9992 | 3.43 |



FLC321 Surface mounted

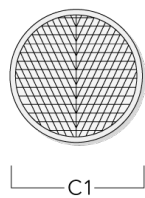
Linear spread lens

| Description | Part ID | C1 |
|---------------------------|----------|------|
| Linear spread lens IO-180 | 145-9991 | 3.43 |



Wallwash lens

| Description | Part ID | C1 |
|---------------------|----------|------|
| Wallwash lens IO-20 | 145-9993 | 3.43 |



FLC321 Surface mounted

Honeycomb louvre

| Description | Part ID | C1 |
|---------------------|----------|------|
| Honeycomb louvre IW | 145-9994 | 3.43 |



Glare shield

| Description | Part ID | A | C1 |
|-----------------|----------|------|------|
| Glare shield ES | 145-9995 | 2.17 | 4.49 |



FLC321 Surface mounted

Snoot

| Description | Part ID | A | C1 |
|-------------|----------|------|------|
| Snoot ET | 145-9996 | 2.20 | 4.49 |

