



Description

IP66. IK08. Marine-grade, die-cast aluminium alloy. 5CE superior corrosion protection including PCS hardware. Safety glass lens. Silicone CCG® Controlled Compression Gasket. Luminaire is factory-sealed and does not need to be opened during installation.

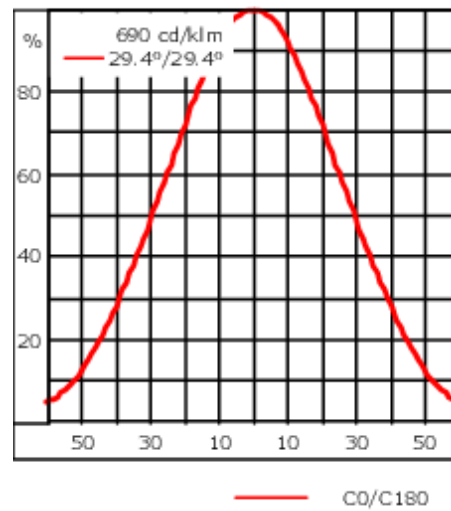
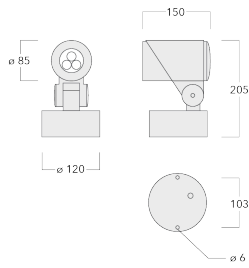
Integral EC electronic converter. Advanced thermal management protects LEDs while optimising lumens output. CAD-optimised optics for superior illumination and glare control. One cable entry. Knuckle permits 350° rotation, forward tilt 38° and backward tilt 90°.

Mains voltage versions, ON-OFF Class I. 1-10 V analogue dimming or DALI interface available on request; refer to accessory listings.

Optical accessories are factory-installed. To be specified at time of ordering.

| | |
|---------------------------|----------------------------|
| Weight | 2.20 kg |
| Light distribution | symmetric, wide beam [B] |
| Light source | LED-3/6W / 180 mA - 2700 K |
| CRI | 80 |
| Power supply | EC |
| LEDs | 3 |
| Rated input power | 7.5 W |
| Nominal Lumen (lm) | |
| LED Lumen | 260 |
| Total Lumen | 780 |
| Tj | 85 |
| Rated lumens (lm) | |
| LED Lumen | 198.5 |
| Total Lumen | 595.4 |
| Ta | 25 |

FLC311 Surface mounted



Specifications

Material description

| | |
|----------------------|--|
| Body | Marine-grade, die-cast aluminium alloy |
| Lens | Safety glass lens |
| Colours | <div style="display: flex; align-items: center;"> <div style="width: 20px; height: 15px; background-color: black; margin-right: 5px;"></div> RAL9004 Signal black </div> <div style="display: flex; align-items: center; margin-top: 5px;"> <div style="width: 20px; height: 15px; background-color: #cccccc; margin-right: 5px;"></div> RAL9006 White aluminium </div> <div style="display: flex; align-items: center; margin-top: 5px;"> <div style="width: 20px; height: 15px; background-color: #808080; margin-right: 5px;"></div> RAL9007 Grey aluminium </div> <div style="display: flex; align-items: center; margin-top: 5px;"> <div style="width: 20px; height: 15px; background-color: #333333; margin-right: 5px;"></div> RAL7016 Anthracite grey </div> <div style="display: flex; align-items: center; margin-top: 5px;"> <div style="width: 20px; height: 15px; background-color: #e0e0e0; margin-right: 5px;"></div> RAL9016 Traffic white </div> |
| Gasket | Silicone CCG® Controlled Compression Gasket |
| Fasteners | PCS hardware |
| Ingress protection | IP66 |
| Impact resistance | IK08 |
| Corrosion resistance | 5CE |
| Windage | 0.025 m ² |

Electrical description

| | |
|------------------|----------------------------------|
| Driver / Ballast | Integral EC electronic converter |
| Power factor | >0.9 |

Additional information

| | |
|-------------------------|------------------------|
| Lifetime | Ta=25° L90B10 > 90000h |
| Energy efficiency class | D-E (Light source) |

WE-EF LEUCHTEN GmbH

Töpinger Straße 16, 29646 Bispingen, Germany - Phone: +49 5194 909-0
 info@we-ef.com - <https://we-ef.com>

Subject to technical changes and errors. - Generated on 23/11/2024

145-7636

we-ef

FLC311 Surface mounted

Control

Eco Step Dim® Advanced

| Description | Part ID |
|----------------------------|----------|
| Eco Step Dim® Advanced LED | 430-0002 |

0-10 V, 24VDC low voltage version

| Description | Part ID |
|-----------------------------------|---------|
| 24VDC low voltage version, 0-10 V | 0033 |

WE-EF LEUCHTEN GmbH

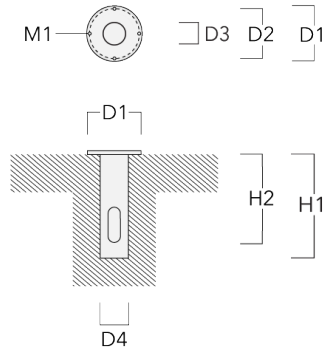
Töpinger Straße 16, 29646 Bispingen, Germany - Phone: +49 5194 909-0
info@we-ef.com - <https://we-ef.com>

Subject to technical changes and errors. - Generated on 23/11/2024

Mounting Accessories

Planted root

| Description | Part ID | D1 | D2 | D3 | D4 | H1 | H2 | M1 | Weight(kg) |
|-------------------|----------|-----|-----|-----|-----|-----|-----|----|------------|
| Planted root ESV4 | 300-0461 | 145 | 130 | 102 | 108 | 400 | 350 | 8 | 7.85 |



Short post EM

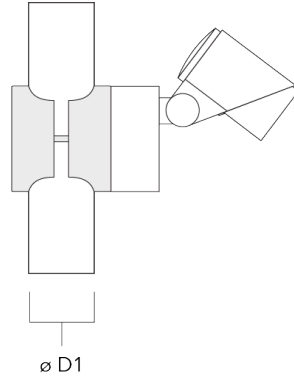
| Description | Part ID | A | B | C1 | D1 | Weight(kg) |
|-------------------------------|----------|----|-----|-----|-----|------------|
| Short post EM1 for FLC311/321 | 146-7169 | 26 | 200 | 120 | 160 | 1.80 |



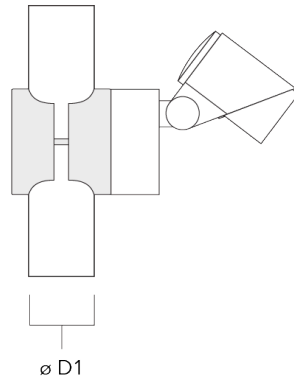
FLC311 Surface mounted

Pole clamp SP

| Description | Part ID | D1 | Weight (kg) |
|-------------------------------------|----------|-------|-------------|
| Pole clamp SP1-M5, single (Ø 38-60) | 146-7201 | 38-60 | 1.20 |



| | | | |
|-------------------------------------|----------|-------|------|
| Pole clamp SP1-M5, single (Ø 76-89) | 146-7202 | 76-89 | 1.10 |
|-------------------------------------|----------|-------|------|



FLC311 Surface mounted

| Description | Part ID | D1 | Weight (kg) |
|-------------------------------------|----------|-------|-------------|
| Pole clamp SP2-M5, single (Ø 38-60) | 146-7203 | 38-60 | 1.30 |



| | | | |
|-------------------------------------|----------|-------|------|
| Pole clamp SP2-M5, single (Ø 76-89) | 146-7204 | 76-89 | 1.20 |
|-------------------------------------|----------|-------|------|

