



### Description

IP66. IK08. Marine-grade, die-cast aluminium alloy. 5CE superior corrosion protection including PCS hardware. Safety glass lens. Silicone CCG® Controlled Compression Gasket. Luminaire is factory-sealed and does not need to be opened during installation.

Integral EC electronic converter. Advanced thermal management protects LEDs while optimising lumens output. CAD-optimised optics for superior illumination and glare control. One cable entry. Knuckle permits 350° rotation, forward tilt 38° and backward tilt 90°.

Mains voltage versions, ON-OFF Class I. 1-10 V analogue dimming or DALI interface available on request; refer to accessory listings.

Optical accessories are factory-installed. To be specified at time of ordering.

Weight	2.20 kg
Light distribution	symmetric, medium beam [M]
Light source	LED-3/12W / 350 mA - 3000 K
CRI	80
Power supply	EC
LEDs	3
Rated input power	13.9 W
<b>Nominal Lumen (lm)</b>	
LED Lumen	490
Total Lumen	1470
Tj	85
<b>Rated lumens (lm)</b>	
LED Lumen	377.2
Total Lumen	1131.6
Ta	25

## FLC311 Surface mounted



## Specifications

### Material description

Body	Marine-grade, die-cast aluminium alloy
Lens	Safety glass lens
Colours	<div style="display: flex; align-items: center;"> <div style="width: 20px; height: 15px; background-color: black; margin-right: 5px;"></div> <span>RAL9004 Signal black</span> </div> <div style="display: flex; align-items: center; margin-top: 5px;"> <div style="width: 20px; height: 15px; background-color: #cccccc; margin-right: 5px;"></div> <span>RAL9006 White aluminium</span> </div> <div style="display: flex; align-items: center; margin-top: 5px;"> <div style="width: 20px; height: 15px; background-color: #808080; margin-right: 5px;"></div> <span>RAL9007 Grey aluminium</span> </div> <div style="display: flex; align-items: center; margin-top: 5px;"> <div style="width: 20px; height: 15px; background-color: #333333; margin-right: 5px;"></div> <span>RAL7016 Anthracite grey</span> </div> <div style="display: flex; align-items: center; margin-top: 5px;"> <div style="width: 20px; height: 15px; background-color: #e0e0e0; margin-right: 5px;"></div> <span>RAL9016 Traffic white</span> </div>
Gasket	Silicone CCG® Controlled Compression Gasket
Fasteners	PCS hardware
Ingress protection	IP66
Impact resistance	IK08
Corrosion resistance	5CE
Windage	0.025 m <sup>2</sup>

### Electrical description

Driver / Ballast	Integral EC electronic converter
Power factor	>0.9

### Additional information

Lifetime	Ta=25° L90B10 > 90000h
Energy efficiency class	D-E (Light source)

#### WE-EF LEUCHTEN GmbH

Töpinger Straße 16, 29646 Bispingen, Germany - Phone: +49 5194 909-0  
 info@we-ef.com - <https://we-ef.com>

Subject to technical changes and errors. - Generated on 24/07/2025

**145-7650**

**FLC311 Surface mounted**

**we-ef**

## **Control**

### **Eco Step Dim® Advanced**

Description	Part ID
Eco Step Dim® Advanced LED	430-0002

### **0-10 V, 24VDC low voltage version**

Description	Part ID
24VDC low voltage version, 0-10 V	0033

**WE-EF LEUCHTEN GmbH**

Töpinger Straße 16, 29646 Bispingen, Germany - Phone: +49 5194 909-0  
info@we-ef.com - <https://we-ef.com>

Subject to technical changes and errors. - Generated on 24/07/2025

**Mounting Accessories**

**Planted root**

Description	Part ID	D1	D2	D3	D4	H1	H2	M1	Weight(kg)
Planted root ESV4	300-0461	145	130	102	108	400	350	8	7.85



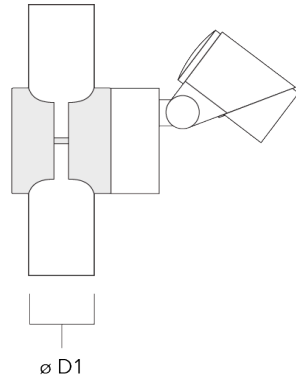
**Short post EM**

Description	Part ID	A	B	C1	D1	Weight(kg)
Short post EM1 for FLC311/321	146-7169	26	200	120	160	1.80

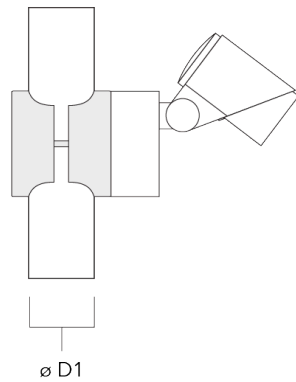


**Pole clamp SP**

Description	Part ID	D1	Weight (kg)
Pole clamp SP1-M5, single (Ø 38-60)	146-7201	38-60	1.20

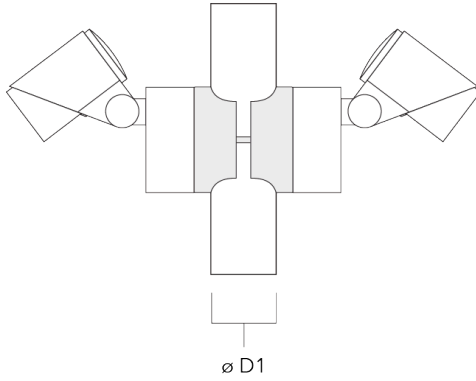


Pole clamp SP1-M5, single (Ø 76-89)	146-7202	76-89	1.10
-------------------------------------	----------	-------	------

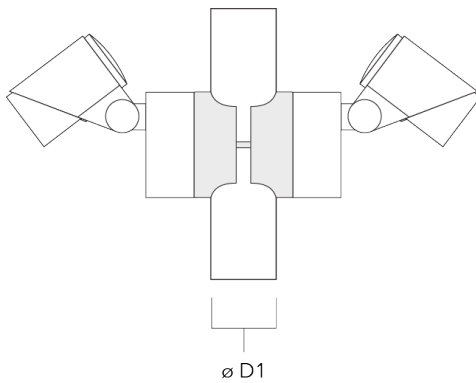


**FLC311 Surface mounted**

Description	Part ID	D1	Weight (kg)
Pole clamp SP2-M5, double (Ø 38-60)	146-7203	38-60	1.30



Pole clamp SP2-M5, double (Ø 76-89)	146-7204	76-89	1.20
-------------------------------------	----------	-------	------



145-7650

FLC311 Surface mounted

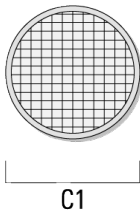
### Optical Accessories

#### Flood lens

---

Description	Part ID	C1
IO-360-FLC311 for [EE]	145-7786	59


---



---

IO-360-FLC311 for [EES]	145-7780	59
-------------------------	----------	----

---



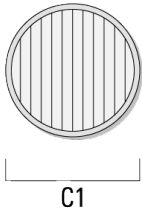
**FLC311 Surface mounted**

**Linear spread lens**

---

Description	Part ID	C1
IO-180-FLC311	145-7781	59

---



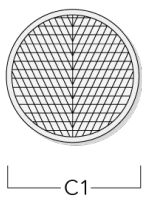
---

**Wallwash lens**

---

Description	Part ID	C1
IO-20-FLC311	145-7782	59

---





**FLC311 Surface mounted**

**Honeycomb louvre**

Description	Part ID	C1
IW-FLC311	145-7783	59



**Glare shield**

Description	Part ID	A	C1
ES-FLC311	145-7784	34	85



145-7650

**we-ef**

**FLC311 Surface mounted**

**Snoot**

---

Description	Part ID	A	C1
ET-FLC311	145-7785	34	85

---



**WE-EF LEUCHTEN GmbH**

Töpinger Straße 16, 29646 Bispingen, Germany - Phone: +49 5194 909-0  
info@we-ef.com - <https://we-ef.com>

Subject to technical changes and errors. - Generated on 24/07/2025