



Description

IP66. Class I / II. IK08. Marine-grade, die-cast aluminium alloy. 5CE superior corrosion protection + primer including PCS hardware. RFC™ Reflection Free Contour main lens. Silicone CCG® Controlled Compression Gasket. Luminaire is factory-sealed and does not need to be opened during installation. Integral EC electronic converter. DALI. Advanced thermal management protects LEDs while optimising lumens output. LED board can be easily removed for upgrading. CAD- optimised OLC® optics for superior illumination and glare control. Optional 2200 K version up to max. 1050mA available. To be specified at time of ordering.

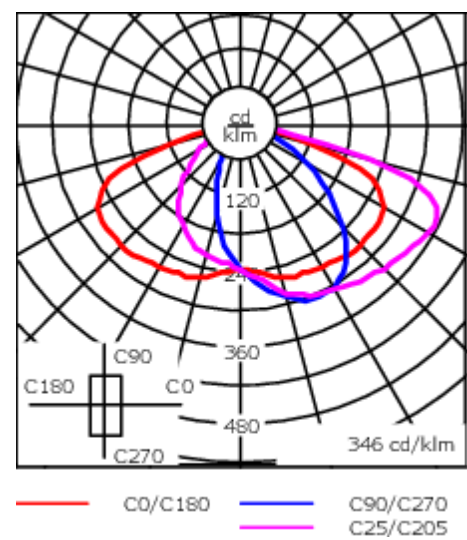
Maximum spacing for streetlighting applications depends on wattage and light distribution.

Please note that the luminaire requires a mounting bracket for installation. This bracket needs to be ordered separately. Please choose from one of our various options listed under Mounting Accessories

| | |
|--------------------|------------------------------|
| Weight | 7.50 kg |
| Light distribution | asymmetric, side throw [S65] |
| Light source | LED-18/36W / 700 mA - 4000 K |
| CRI | 80 |
| Power supply | EC |
| LEDs | 18 |
| Rated input power | 41 W |

| | |
|--------------------|------|
| Nominal Lumen (lm) | |
| LED Lumen | 310 |
| Total Lumen | 5580 |
| Tj | 85 |

| | |
|-------------------|-------|
| Rated lumens (lm) | |
| LED Lumen | 266.6 |
| Total Lumen | 4799 |
| Ta | 25 |



Specifications
Material description

| | |
|----------------------|--|
| Body | Marine-grade, die-cast aluminium alloy |
| Lens | RFC® Reflection Free Contour technology |
| Colours | <div><div></div> RAL9004 Signal black</div> <div><div></div> RAL9006 White aluminium</div> <div><div></div> RAL9007 Grey aluminium</div> |
| Gasket | Silicone CCG® Controlled Compression Gasket |
| Fasteners | PCS Polymer Coated Stainless Steel Hardware |
| Ingress protection | IP66 |
| Impact resistance | IK08 |
| Corrosion resistance | 5CE+Primer |

Electrical description

| | |
|------------------|--|
| Power supply | 220-240V / 50-60 Hz |
| Driver / Ballast | Integral EC electronic converter. DALI |
| Power factor | > 0.9 |
| Surge protection | In-pole surge protection SP10 device supplied. Please refer to WE-EF installation instructions for details. Use suffix +A for Integral surge protection. |

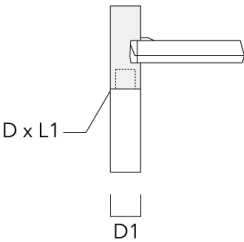
Additional information

| | |
|----------|------------------------|
| Lifetime | Ta=40° L90B10 > 90000h |
|----------|------------------------|

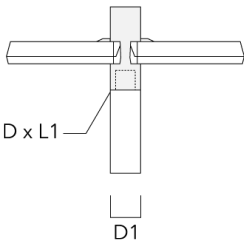
Mounting Accessories

Wall and pole brackets RM

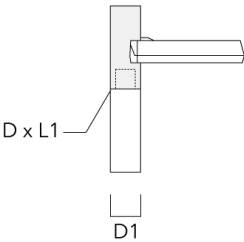
| Description | Part ID | C1 | C2 | C3 | D1 | D × L1 | H1 | H2 | M1 | Weight (kg) |
|-----------------------------|----------|----|----|----|-----|---------|----|----|----|-------------|
| RM1-76 Pole bracket, single | 105-9849 | | | | 114 | 76 x 80 | | | | 1.20 |



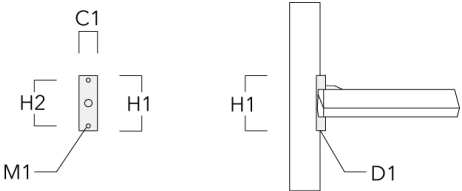
| | | | | | | | | | | |
|-----------------------------|----------|--|--|--|-----|---------|--|--|--|------|
| RM2-76 Pole bracket, double | 105-9850 | | | | 114 | 76 x 80 | | | | 1.30 |
|-----------------------------|----------|--|--|--|-----|---------|--|--|--|------|



| Description | Part ID | C1 | C2 | C3 | D1 | D × L1 | H1 | H2 | M1 | Weight (kg) |
|-----------------------------|----------|----|----|----|-----|---------|----|----|----|-------------|
| RM1-76 Pole bracket, single | 105-9847 | | | | 102 | 76 x 80 | | | | 1.00 |



| | | | | | | | | | | |
|---------------------------|----------|----|--|--|------|--|-----|-----|----|------|
| RM1-S Pole bracket, short | 105-9845 | 50 | | | ≥ 76 | | 150 | 124 | 11 | 0.60 |
|---------------------------|----------|----|--|--|------|--|-----|-----|----|------|

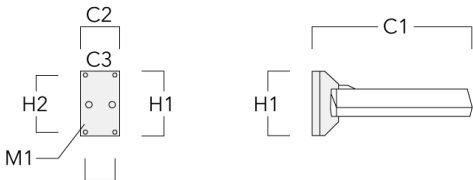


105-9791

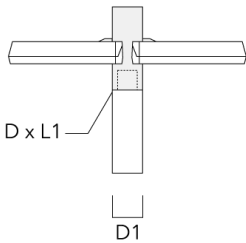
RMC320 LED



| Description | Part ID | C1 | C2 | C3 | D1 | D × L1 | H1 | H2 | M1 | Weight (kg) |
|----------------------------|----------|-----|-----|----|----|--------|-----|-----|----|-------------|
| RM1-W Wall bracket, single | 105-9846 | 375 | 105 | 80 | | | 175 | 155 | 6 | 1.30 |



| | | | | | | | | | | |
|-----------------------------|----------|--|--|--|-----|---------|--|--|--|------|
| RM2-76 Pole bracket, double | 105-9848 | | | | 102 | 76 x 80 | | | | 1.00 |
|-----------------------------|----------|--|--|--|-----|---------|--|--|--|------|



Control

Eco Step Dim® Basic

| Description | Part ID |
|-------------------------|----------|
| Eco Step Dim® Basic LED | 430-0001 |

Eco Step Dim® Advanced

| Description | Part ID |
|----------------------------|----------|
| Eco Step Dim® Advanced LED | 430-0002 |

R2C Ready to Connect

| Description | Part ID |
|----------------------------|----------|
| R2C Ready to Connect (top) | 430-0019 |

105-9791

RMC320 LED

we-ef

Optical Accessories

Light shield

| Description | Part ID | Additional information |
|-------------|----------|--|
| LS180-[A60] | 003-4018 | Glare Shield for backlight spill. Glare Shield factory-installed or available as retrofit kit. Suitable for [A60] lenses. Must be specified at time of ordering. |
| LS180 | 003-4019 | Glare Shield for backlight spill. Glare Shield factory-installed or available as retrofit kit. Suitable for [S60], [S65], [S70], [R65], [P65] lenses. Must be specified at time of ordering. |

WE-EF LIGHTING Pty Ltd

47 Tarnard Drive, 3195 Braeside, Victoria - Phone: +61 3 8587 0444 - Fax: +61 3 8587 0499

info.australia@we-ef.com - <https://we-ef.com/aus>

Subject to technical changes and errors. - Generated on 24/07/2025