

FLC301 Surface mounted



Description

IP66. IK07. Marine-grade, die-cast aluminium alloy. 5CE superior corrosion protection including PCS hardware. Safety glass lens. Silicone CCG® Controlled Compression Gasket. Luminaire is factory-sealed and does not need to be opened during installation.

Advanced thermal management protects LEDs while optimising lumens output. CAD-optimised optics for superior illumination and glare control.

Optical accessories are factory-installed. To be specified at time of ordering.

4W / 120V mains voltage version, ON-OFF Class I. Non-dimming.

6W / 24V DC low voltage version available upon request, ON-OFF Class III. Non-dimming.

Dimmable version can only be done with a remote driver (120-277V)

347V remote driver on request.

| | |
|--------------------|--|
| Weight | 0.80 lb |
| Light distribution | linear spread, very narrow beam, 'sharp cut-off' |
| Light source | LED-1/4W / 350 mA - 3000 K |
| CRI | 80 |
| Power supply | electronic gear |
| LEDs | 1 |
| Rated input power | 5 W |

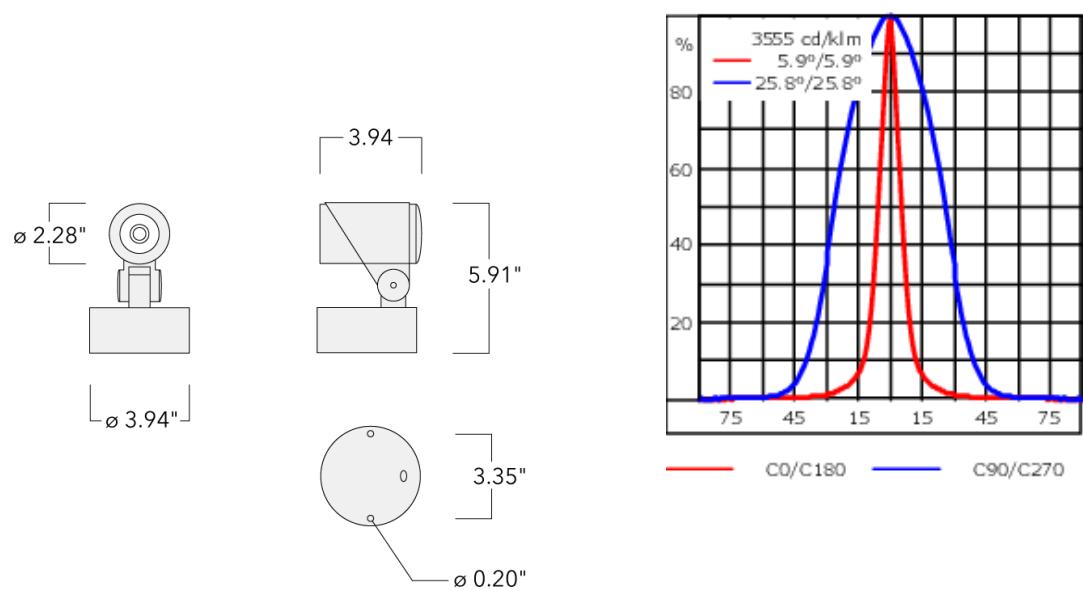
| Nominal Lumen (lm) | |
|--------------------|-----|
| LED Lumen | 455 |
| Total Lumen | 455 |
| Tj | 85 |

| Delivered lumens (lm) | |
|-----------------------|-------|
| LED Lumen | 343.5 |
| Total Lumen | 343.5 |
| Ta | 25 |

WE-EF LIGHTING USA, LLC

410-D Keystone Drive, 15086 Warrendale, PA 15086 - Phone: +1 724 742 0030
customersupport.usa@we-ef.com - <https://we-ef.com/us>
Subject to technical changes and errors. - Generated on 07/23/2025

FLC301 Surface mounted



Specifications

Material description

| | |
|----------------------|---|
| Body | Marine-grade, die-cast aluminium alloy |
| Lens | Safety glass lens |
| Colors | <div><div></div> RAL9004 Black</div> <div><div></div> RAL9007 Grey Metallic</div> <div><div></div> RAL9016 White</div> <div><div></div> RAL8019 Dark Bronze</div> |
| Gasket | Silicone CCG® Controlled Compression Gasket |
| Fasteners | PCS hardware |
| Ingress protection | IP66 |
| Impact resistance | IK07 |
| Corrosion resistance | 5CE |
| Windage | 0.107 ft² |

Electrical description

| | |
|------------------|--|
| Power supply | 120V AC/50-60 Hz (24V DC available upon request) |
| Driver / Ballast | Integral EC electronic converter (ON/OFF only) |
| Power factor | >0.9 |

145-7202+145-7229



FLC301 Surface mounted

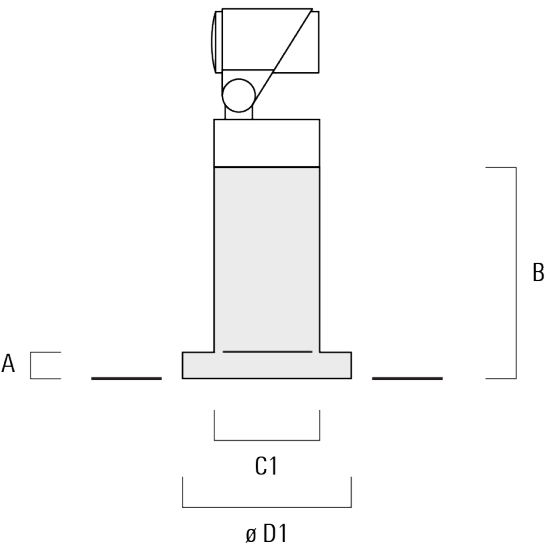
Additional information

| | |
|----------|--|
| Lifetime | Ta=25°/40° L90B10 > 90000h |
| Dimming | 0-10V Dimming with Remote Driver only |
| Listings | ETL, UL-1598, CSA-C22.2#250.0. Suitable for Wet Locations. |

Mounting Accessories

Short post EM

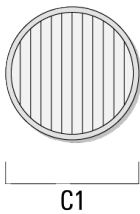
| Description | Part ID | A | B | C1 | D1 | Weight (lb) |
|---------------------------|----------|----|-----|-----|-----|-------------|
| Short post EM1 for FLC301 | 145-9200 | 26 | 200 | 100 | 160 | 1.10 |



Optical Accessories

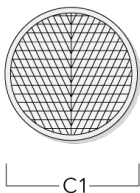
Linear spread lens

| Description | Part ID | C1 |
|---------------------------|----------|------|
| Linear spread lens IO-180 | 145-7229 | 42.5 |



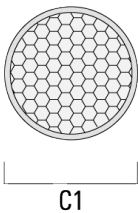
Wallwash lens

| Description | Part ID | C1 |
|---------------------|----------|------|
| Wallwash lens IO-20 | 145-7230 | 42.5 |



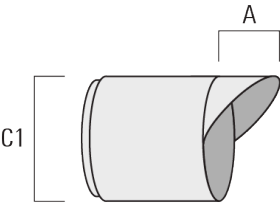
Honeycomb louvre

| Description | Part ID | C1 |
|---------------------|----------|------|
| Honeycomb louvre IW | 145-7231 | 42.5 |



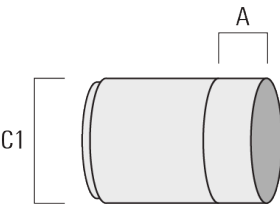
Glare shield

| Description | Part ID | A | C1 |
|-----------------|----------|------|----|
| Glare shield ES | 145-7232 | 20.5 | 58 |



Snoot

| Description | Part ID | A | C1 |
|-------------|----------|------|----|
| Snoot ET | 145-7233 | 22.5 | 58 |



145-7202+145-7229



FLC301 Surface mounted

Control

ON-OFF, 24VDC low voltage version

| Description | Part ID |
|---------------------------|---------|
| 24VDC low voltage version | 0025 |