



### Description

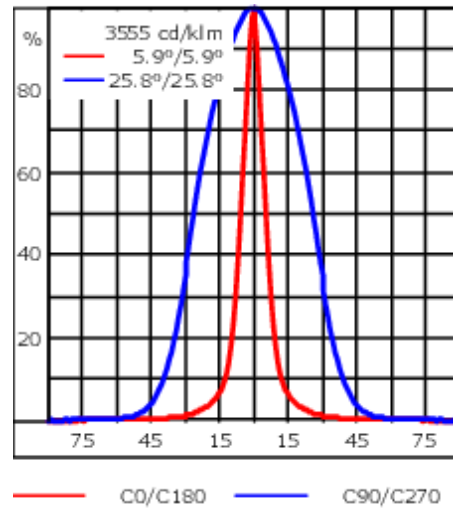
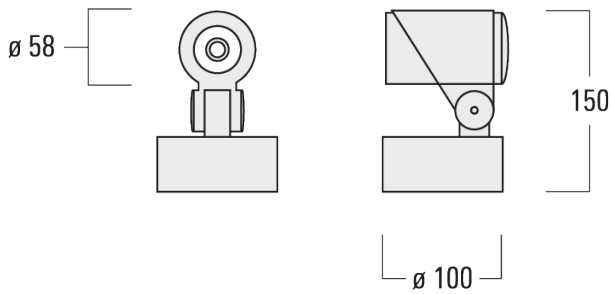
IP66. IK07. Marine-grade, die-cast aluminium alloy. 5CE superior corrosion protection including PCS hardware. Safety glass lens. Silicone CCG® Controlled Compression Gasket. Luminaire is factory-sealed and does not need to be opened during installation. Knuckle permits 340° rotation, forward tilt 30° and backward tilt 90°.

Advanced thermal management protects LEDs while optimising lumens output. CAD-optimised optics for superior illumination and glare control.

Mains voltage versions, ON-OFF Class I. Integral EC electronic converter.

Optical accessories are factory-installed. To be specified at time of ordering.

|                           |  |
|---------------------------|--|
| Weight                    | 0.80 kg  |
| Light distribution        | linear spread, very narrow beam, sharp cut-off [EES] |
| Light source              | LED-1/4W / 350 mA - 4000 K                           |
| CRI                       | 80   |
| Power supply              | EC   |
| LEDs                      | 1  |
| Rated input power         | 5 W  |
| <b>Nominal Lumen (lm)</b> |  |
| LED Lumen                 | 490  |
| Total Lumen               | 490  |
| T <sub>j</sub>            | 85   |
| <b>Rated lumens (lm)</b>  |  |
| LED Lumen                 | 370  |
| Total Lumen               | 369.9  |
| T <sub>a</sub>            | 25   |



## Specifications

### Material description

|                      |  |
|----------------------|--|
| Body                 | Marine-grade, die-cast aluminium alloy   |
| Lens                 | Safety glass lens  |
| Colours              | <div style="display: flex; align-items: center;"> <div style="width: 20px; height: 15px; background-color: black; margin-right: 5px;"></div> <div>RAL9004 Signal black</div> </div> <div style="display: flex; align-items: center; margin-top: 5px;"> <div style="width: 20px; height: 15px; background-color: #cccccc; margin-right: 5px;"></div> <div>RAL9006 White aluminium</div> </div> <div style="display: flex; align-items: center; margin-top: 5px;"> <div style="width: 20px; height: 15px; background-color: #808080; margin-right: 5px;"></div> <div>RAL9007 Grey aluminium</div> </div> <div style="display: flex; align-items: center; margin-top: 5px;"> <div style="width: 20px; height: 15px; background-color: #444444; margin-right: 5px;"></div> <div>RAL7016 Anthracite grey</div> </div> <div style="display: flex; align-items: center; margin-top: 5px;"> <div style="width: 20px; height: 15px; background-color: #e0e0e0; margin-right: 5px;"></div> <div>RAL9016 Traffic white</div> </div> |
| Gasket               | Silicone CCG® Controlled Compression Gasket  |
| Fasteners            | PCS hardware   |
| Ingress protection   | IP66   |
| Impact resistance    | IK07   |
| Corrosion resistance | 5CE  |
| Windage              | 0.01 m <sup>2</sup>  |

### Electrical description

|                  |                                  |
|------------------|----------------------------------|
| Power supply     | 220-240V / 50-60 Hz              |
| Driver / Ballast | Integral EC electronic converter |
| Power factor     | >0.9                             |

**145-7203+145-7229**

**FLC301 Surface mounted**

**we-ef**

**Additional information**

---

Lifetime Ta=25° L90B10 > 90000h

Energy efficiency class D-E (Light source)

---

**WE-EF LEUCHTEN GmbH**

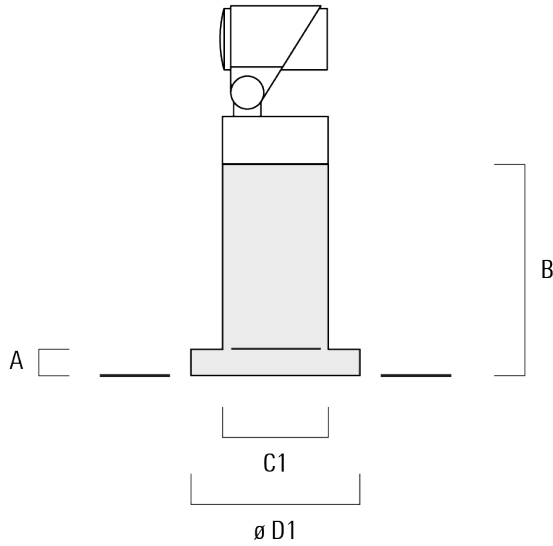
Töpinger Straße 16, 29646 Bispingen, Germany - Phone: +49 5194 909-0  
info@we-ef.com - <https://we-ef.com>

Subject to technical changes and errors. - Generated on 23/11/2024

**Mounting Accessories**

**Short post EM**

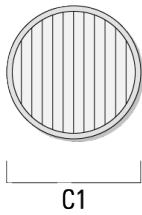
| Description               | Part ID  | A  | B   | C1  | D1  | Weight (kg) |
|---------------------------|----------|----|-----|-----|-----|-------------|
| Short post EM1 for FLC301 | 145-9200 | 26 | 200 | 100 | 160 | 1.10        |



### Optical Accessories

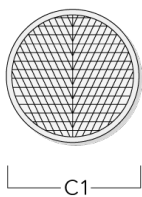
#### Linear spread lens

| Description               | Part ID  | C1   |
|---------------------------|----------|------|
| Linear spread lens IO-180 | 145-7229 | 42.5 |



#### Wallwash lens

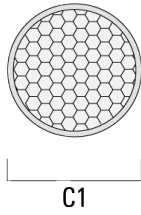
| Description         | Part ID  | C1   |
|---------------------|----------|------|
| IO-20-WW-FLC301-LED | 145-7230 | 42.5 |



**FLC301 Surface mounted**

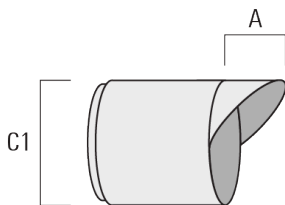
**Honeycomb louvre**

| Description         | Part ID  | C1   |
|---------------------|----------|------|
| Honeycomb louvre IW | 145-7231 | 42.5 |



**Glare shield**

| Description     | Part ID  | A    | C1 |
|-----------------|----------|------|----|
| Glare shield ES | 145-7232 | 20.5 | 58 |



**Snoot**

---

| Description | Part ID  | A    | C1 |
|-------------|----------|------|----|
| Snoot ET    | 145-7233 | 22.5 | 58 |

---

