



### Description

IP66. IK07. Marine-grade, die-cast aluminium alloy. 5CE superior corrosion protection including PCS hardware. Safety glass lens. Silicone CCG® Controlled Compression Gasket. Luminaire is factory-sealed and does not need to be opened during installation. Knuckle permits 340° rotation, forward tilt 30° and backward tilt 90°.

Advanced thermal management protects LEDs while optimising lumens output. CAD-optimised optics for superior illumination and glare control.

Mains voltage versions, ON-OFF Class I. Integral EC electronic converter.

Optical accessories are factory-installed. To be specified at time of ordering.

Weight	0.80 kg
Light distribution	wallwash
Light source	LED-1/4W / 350 mA - 4000 K
CRI	80
Power supply	EC
LEDs	1
Rated input power	5 W

### Rated lumens (lm)

LED Lumen	358.8
Total Lumen	358.8
Ta	25

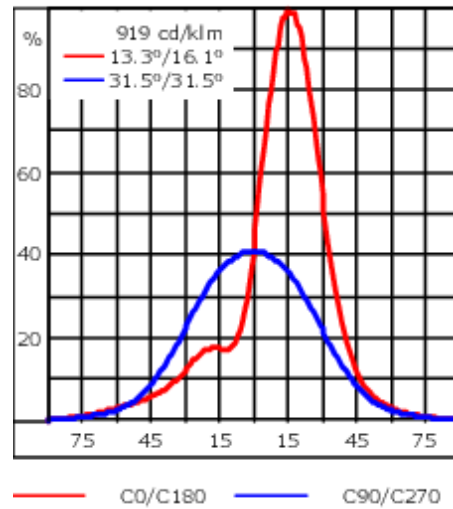
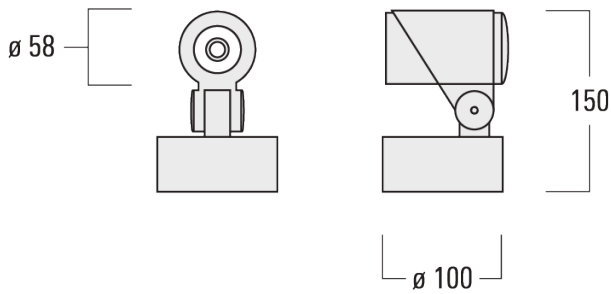
### Nominal Lumen (lm)

LED Lumen	530
Total Lumen	530
Tc	25

145-7197+145-7230






FLC301 Surface mounted

**we-ef**



## Specifications

### Material description

Body	Marine-grade, die-cast aluminium alloy
Lens	Safety glass lens
Colours	 RAL9004 Signal black  RAL9006 White aluminium  RAL9007 Grey aluminium  RAL7016 Anthracite grey  RAL9016 Traffic white
Gasket	Silicone CCG® Controlled Compression Gasket
Fasteners	PCS hardware
Ingress protection	IP66
Impact resistance	IK07
Corrosion resistance	5CE
Windage	0.01 m <sup>2</sup>

### Electrical description

Power supply	220-240V / 50-60 Hz
Driver / Ballast	Integral EC electronic converter
Power factor	>0.9

#### Fagerhult Lighting Ltd

33-34 Dolben Street, SE1 0UQ London, United Kingdom

<https://we-ef.com/uk>

Subject to technical changes and errors. - Generated on 23/11/2024

**145-7197+145-7230**

**FLC301 Surface mounted**

**we-ef**

**Additional information**

---

Lifetime Ta=25° L90B10 > 90000h

Energy efficiency class D-E (Light source)

---

145-7197+145-7230

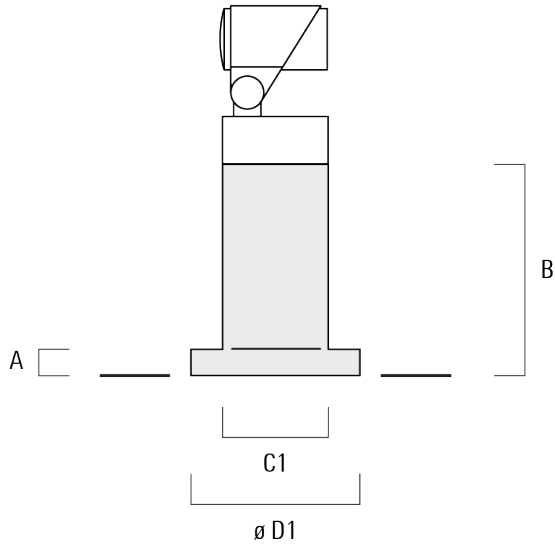
**we-ef**

FLC301 Surface mounted

## Mounting Accessories

### Short post EM

Description	Part ID	A	B	C1	D1	Weight (kg)
Short post EM1 for FLC301	145-9200	26	200	100	160	1.10



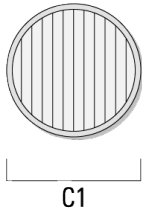
### Optical Accessories

#### Linear spread lens

---

Description	Part ID	C1
Linear spread lens IO-180	145-7229	42.5

---



---

#### Wallwash lens

---

Description	Part ID	C1
IO-20-WW-FLC301-LED	145-7230	42.5

---



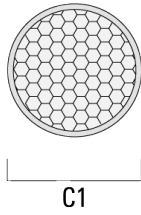
**FLC301 Surface mounted**

**Honeycomb louvre**

---

Description	Part ID	C1
Honeycomb louvre IW	145-7231	42.5

---



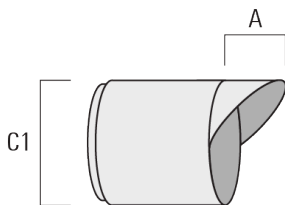
---

**Glare shield**

---

Description	Part ID	A	C1
Glare shield ES	145-7232	20.5	58

---



145-7197+145-7230

**we-ef**

FLC301 Surface mounted

**Snoot**

---

Description	Part ID	A	C1
Snoot ET	145-7233	22.5	58

---

