

FLC301 Wall bracket

**Description**

IP66. IK07. Marine-grade, all aluminium construction. 5CE superior corrosion protection including PCS hardware. Safety glass lens. Silicone CCG® Controlled Compression Gasket. Luminaire is factory-sealed and does not need to be opened during installation. Two cable entries.

Advanced thermal management protects LEDs while optimising lumens output. CAD-optimised optics for superior illumination and glare control.

Mains voltage versions, ON-OFF Class I. Integral EC electronic converter.

Knuckle permits 340° rotation, forward tilt 73° and backward tilt 90°.

Optical accessories are factory-installed. To be specified at time of ordering.

Weight	2.30 kg
Light distribution	linear spread, very narrow beam, sharp cut-off [EES]
Light source	LED-1/4W / 350 mA - 4000 K
CRI	80
Power supply	EC
LEDs	1
Rated input power	5 W

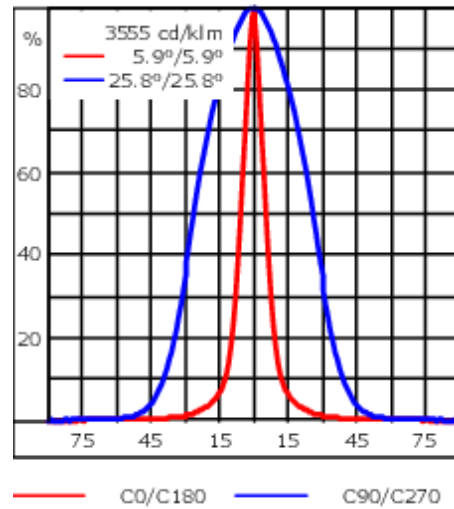
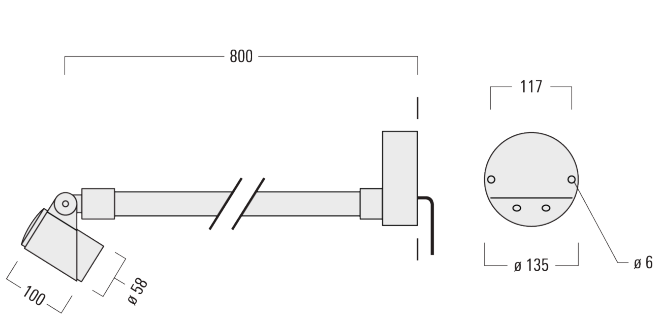
Nominal Lumen (lm)

LED Lumen	490
Total Lumen	490
T _j	85

Rated lumens (lm)

LED Lumen	370
Total Lumen	369.9
T _a	25

FLC301 Wall bracket



Specifications

Material description

Body	Marine-grade, all aluminium construction
Lens	Safety glass lens
Colours	<div style="display: flex; align-items: center; gap: 10px;"> <div style="width: 20px; height: 15px; background-color: black; margin-right: 5px;"></div> RAL9004 Signal black <div style="width: 20px; height: 15px; background-color: #cccccc; margin-right: 5px;"></div> RAL9006 White aluminium <div style="width: 20px; height: 15px; background-color: #808080; margin-right: 5px;"></div> RAL9007 Grey aluminium <div style="width: 20px; height: 15px; background-color: #333333; margin-right: 5px;"></div> RAL7016 Anthracite grey <div style="width: 20px; height: 15px; background-color: #e0e0e0; margin-right: 5px;"></div> RAL9016 Traffic white </div>
Gasket	Silicone CCG® Controlled Compression Gasket
Fasteners	PCS hardware
Ingress protection	IP66
Impact resistance	IK07
Corrosion resistance	5CE
Windage	0.05 m ²

Electrical description

Driver / Ballast	Integral EC electronic converter
------------------	----------------------------------

Additional information

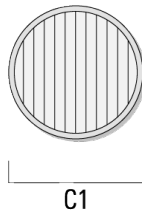
Lifetime	Ta=25° L90B10 > 90000h
Energy efficiency class	D-E (Light source)

FLC301 Wall bracket

Optical Accessories

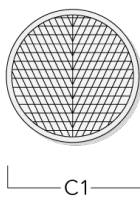
Linear spread lens

Description	Part ID	C1
Linear spread lens IO-180	145-7229	42.5



Wallwash lens

Description	Part ID	C1
IO-20-WW-FLC301-LED	145-7230	42.5



FLC301 Wall bracket

Honeycomb louvre

Description	Part ID	C1
Honeycomb louvre IW	145-7231	42.5



Glare shield

Description	Part ID	A	C1
Glare shield ES	145-7232	20.5	58



FLC301 Wall bracket

Snoot

Description	Part ID	A	C1
Snoot ET	145-7233	22.5	58

