


FLC301 RAIL66

**Description**

IP66. IK07. Marine-grade, die-cast aluminium alloy. 5CE superior corrosion protection including PCS hardware. Safety glass lens. Silicone CCG® Controlled Compression Gasket. Luminaire is factory-sealed and does not need to be opened during installation.

Integral EC electronic converter. Advanced thermal management protects LEDs while optimising lumens output. CAD-optimised optics for superior illumination and glare control.

4W / 120V mains voltage version, ON-OFF Class I.

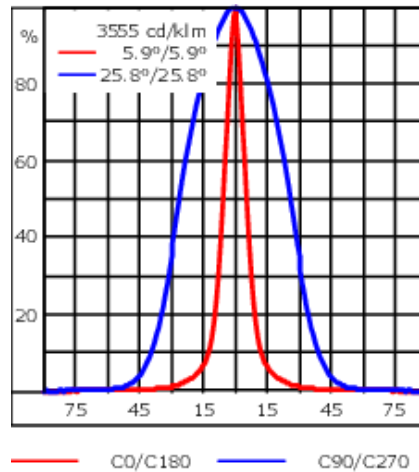
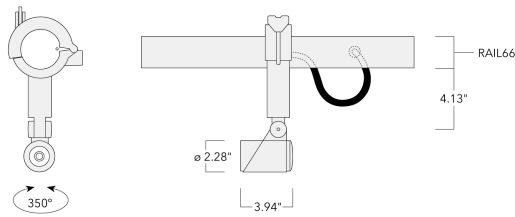
Including 1.3 ft of flexible cable enclosed in a stainless conduit, in-line connector and mounting clamp for installation to RAIL66 mounting system.

| | |
|---------------------------|--|
| Weight | 1.20 lb |
| Light distribution | linear spread, very narrow beam, 'sharp cut-off' |
| Light source | LED-1/4W / 350 mA - 3000 K |
| CRI | 80 |
| Power supply | electronic gear |
| LEDs | 1 |
| Rated input power | 5 W |
| Nominal Lumen (lm) | |
| LED Lumen | 455 |
| Total Lumen | 455 |
| Tj | 85 |
| Rated lumens (lm) | |
| LED Lumen | 343.5 |
| Total Lumen | 343.5 |
| Ta | 25 |

WE-EF LIGHTING USA, LLC

410-D Keystone Drive, 15086 Warrendale, PA 15086 - Phone: +1 724 742 0030
 customersupport.usa@we-ef.com - <https://we-ef.com/us>
 Subject to technical changes and errors. - Generated on 11/23/2024

FLC301 RAIL66



Specifications

Material description

| | |
|----------------------|--|
| Body | Marine-grade, die-cast aluminium alloy |
| Lens | Safety glass lens |
| Colors | <div style="display: flex; align-items: center;"> <div style="width: 20px; height: 15px; background-color: black; margin-right: 5px;"></div> RAL9004 Black </div> <div style="display: flex; align-items: center; margin-top: 5px;"> <div style="width: 20px; height: 15px; background-color: grey; margin-right: 5px;"></div> RAL9007 Grey Metallic </div> <div style="display: flex; align-items: center; margin-top: 5px;"> <div style="width: 20px; height: 15px; background-color: white; border: 1px solid black; margin-right: 5px;"></div> RAL9016 White </div> |
| Gasket | Silicone CCG® Controlled Compression Gasket |
| Fasteners | PCS hardware |
| Ingress protection | IP66 |
| Impact resistance | IK07 |
| Corrosion resistance | 5CE |
| Windage | 0.107 ft ² |

Electrical description

| | |
|------------------|----------------------------------|
| Driver / Ballast | Integral EC electronic converter |
|------------------|----------------------------------|

Additional information

| | |
|----------|--|
| Lifetime | Ta=25°/40° L90B10 > 90000h |
| Listings | ETL, UL-1598, CSA-C22.2#250.0. Suitable for Wet Locations. |

WE-EF LIGHTING USA, LLC

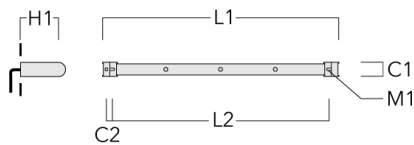
410-D Keystone Drive, 15086 Warrendale, PA 15086 - Phone: +1 724 742 0030
 customersupport.usa@we-ef.com - <https://we-ef.com/us>
 Subject to technical changes and errors. - Generated on 11/23/2024

FLC301 RAIL66

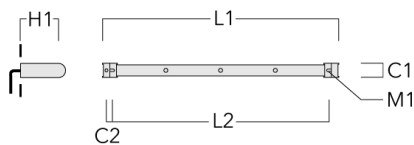
Mounting Accessories

Universal

| Description | Part ID | C1 | C2 | H1 | M1 | Weight (lb) | L1 | L2 |
|---------------------------|----------|------|------|------|-----|-------------|-------|-------|
| 2 Mains outlets (L=45.28) | 310-9200 | 3.00 | 1.20 | 7.90 | 0.5 | 13.00 | 45.28 | 41.14 |



| | | | | | | | | |
|---------------------------|----------|------|------|------|-----|-------|-------|-------|
| 3 Mains outlets (L=45.28) | 310-9202 | 3.00 | 1.20 | 7.90 | 0.5 | 13.00 | 45.28 | 41.14 |
|---------------------------|----------|------|------|------|-----|-------|-------|-------|



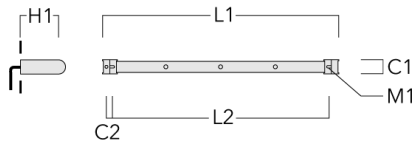
WE-EF LIGHTING USA, LLC

410-D Keystone Drive, 15086 Warrendale, PA 15086 - Phone: +1 724 742 0030
 customersupport.usa@we-ef.com - <https://we-ef.com/us>

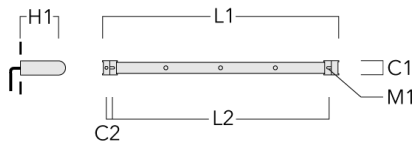
Subject to technical changes and errors. - Generated on 11/23/2024

FLC301 RAIL66

| Description | Part ID | C1 | C2 | H1 | M1 | Weight (lb) | L1 | L2 |
|---------------------------|----------|------|------|------|-----|-------------|-------|-------|
| 3 Mains outlets (L=64.69) | 310-9210 | 3.00 | 1.18 | 7.90 | 0.5 | 15.90 | 64.69 | 60.83 |



| | | | | | | | | |
|---------------------------|----------|------|------|------|---|-----------|-------|-------|
| 4 Mains outlets (L=64.69) | 310-9212 | 3.00 | 1.18 | 7.90 | 5 | 13.00 lbs | 64.69 | 60.83 |
|---------------------------|----------|------|------|------|---|-----------|-------|-------|



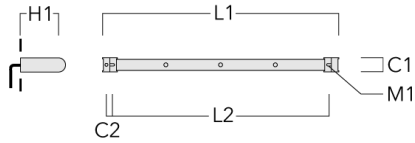
WE-EF LIGHTING USA, LLC

410-D Keystone Drive, 15086 Warrendale, PA 15086 - Phone: +1 724 742 0030
 customersupport.usa@we-ef.com - <https://we-ef.com/us>

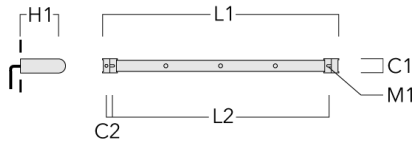
Subject to technical changes and errors. - Generated on 11/23/2024

FLC301 RAIL66

| Description | Part ID | C1 | C2 | H1 | M1 | Weight (lb) | L1 | L2 |
|---------------------------|----------|------|------|------|-----|-------------|-------|-------|
| 4 Mains outlets (L=84.65) | 310-9220 | 3.00 | 1.18 | 7.90 | 0.5 | 18.76 | 84.65 | 80.51 |



| | | | | | | | | |
|---------------------------|----------|------|------|------|-----|-------|-------|-------|
| 6 Mains outlets (L=84.65) | 310-9222 | 3.00 | 1.18 | 7.90 | 0.5 | 18.76 | 84.65 | 80.51 |
|---------------------------|----------|------|------|------|-----|-------|-------|-------|



WE-EF LIGHTING USA, LLC

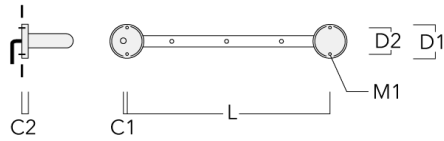
410-D Keystone Drive, 15086 Warrendale, PA 15086 - Phone: +1 724 742 0030
 customersupport.usa@we-ef.com - <https://we-ef.com/us>

Subject to technical changes and errors. - Generated on 11/23/2024

FLC301 RAIL66

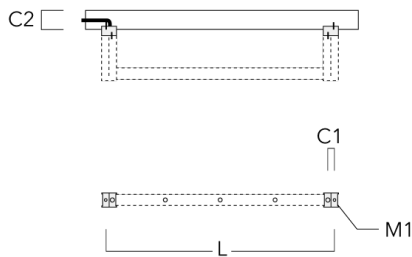
Flat Surface Fitters

| Description | Part ID | C1 | C2 | D1 | D2 | L | M1 | Weight (lb) |
|------------------------|----------|------|------|-----|-----|------|-----|-------------|
| Surface fitters (pair) | 310-9290 | 0.79 | 1.18 | 7.1 | 5.5 | 42.1 | .35 | 3.70 |



Column Fitters

| Description | Part ID | C1 | C2 | L | M1 | Weight (lb) |
|-----------------------|----------|------|------|------|----|-------------|
| Column Fitters (pair) | 310-9294 | 1.20 | 4.00 | 43.9 | .5 | 2.00 |



WE-EF LIGHTING USA, LLC

145-7226+145-7229

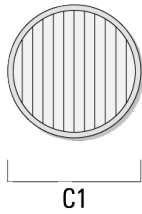
we-ef

FLC301 RAIL66

Optical Accessories

Linear spread lens

| Description | Part ID | C1 |
|---------------------------|----------|------|
| Linear spread lens IO-180 | 145-7229 | 42.5 |



WE-EF LIGHTING USA, LLC

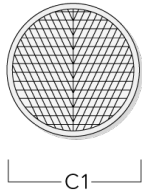
410-D Keystone Drive, 15086 Warrendale, PA 15086 - Phone: +1 724 742 0030
customersupport.usa@we-ef.com - <https://we-ef.com/us>

Subject to technical changes and errors. - Generated on 11/23/2024

FLC301 RAIL66

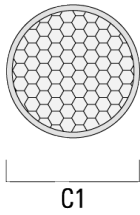
Wallwash lens

| Description | Part ID | C1 |
|---------------------|----------|------|
| Wallwash lens IO-20 | 145-7230 | 42.5 |



Honeycomb louvre

| Description | Part ID | C1 |
|---------------------|----------|------|
| Honeycomb louvre IW | 145-7231 | 42.5 |

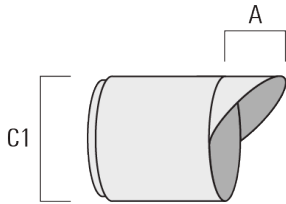


WE-EF LIGHTING USA, LLC

FLC301 RAIL66

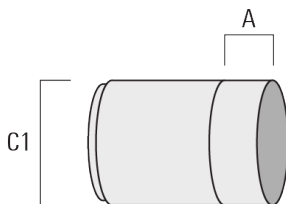
Glare shield

| Description | Part ID | A | C1 |
|-----------------|----------|------|----|
| Glare shield ES | 145-7232 | 20.5 | 58 |



Snoot

| Description | Part ID | A | C1 |
|-------------|----------|------|----|
| Snoot ET | 145-7233 | 22.5 | 58 |



WE-EF LIGHTING USA, LLC