



Description

IP66, Class I. Class II on request. IK10. Marine-grade, die-cast aluminium alloy. 5CE superior corrosion protection including PCS hardware. Silicone CCG® Controlled Compression Gasket. Polycarbonate main lens. Integral EC electronic converter in thermally-separated compartment. Factory installed LED circuit board. CAD-optimised optics for superior illumination and glare control. Pre-wired post complete with cable connecting box and service door for mains connection.

Optional 2200 K version available. To be specified at time of ordering.

Optional Eco Step Dim® Motion version available. To be specified at time of ordering.

Supplied as a complete luminaire (luminaire head and standpipe). Please note: The standpipe height must be entered for the photometric calculation.

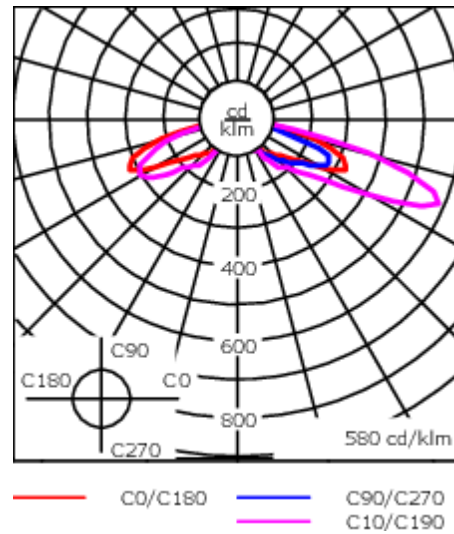
Weight	11.50 kg
Light distribution	rectangular, side throw [R65]
Light source	LED-9/27W / 1050 mA - 3000 K
CRI	80
Power supply	EC
LEDs	9
Rated input power	30 W

Nominal Lumen (lm)

LED Lumen	430
Total Lumen	3870
Tj	85

Rated lumens (lm)

LED Lumen	351.6
Total Lumen	3164.8
Ta	25



Specifications

Material description

Body	Marine-grade, all-aluminium construction
Lens	Polycarbonate
Colours	<div style="display: flex; flex-direction: column; gap: 5px;"> <div> RAL9004 Signal black</div> <div> RAL9006 White aluminium</div> <div> RAL9007 Grey aluminium</div> <div> RAL7016 Anthracite grey</div> <div> RAL9016 Traffic white</div> </div>
Gasket	Silicone CCG® Controlled Compression Gasket
Fasteners	PCS Polymer Coated Stainless Steel Hardware
Ingress protection	IP66
Impact resistance	IK10
Corrosion resistance	5CE

Electrical description

Power supply	220-240V / 50-60 Hz
Driver / Ballast	Standard. Optional DALI version available. To be specified at time of ordering.
Power factor	> 0.9
Surge protection	10/10kV (SP10)

WE-EF LEUCHTEN GmbH

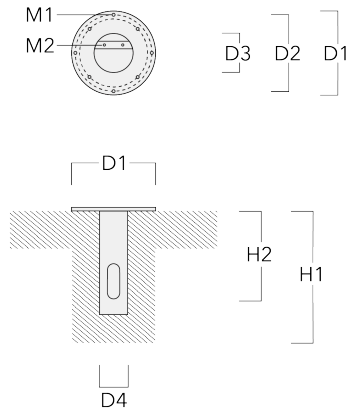
Additional information

Lifetime	Ta=25° L90B10 > 90000h
Energy efficiency class	C-D (Light source)

Mounting Accessories

Planted root

Description	Part ID	D1	D2	D3	D4	H1	H2	M1	M2	Weight (kg)
Planted root ESV4	300-0464	220	190	102	108	400	350	8	6	4.30



115-1954

CTY150 LED

we-ef

Optical Accessories

Light shield

Description	Part ID	Additional information
LS360-75	430-0024	Lens adapter LS360 to reduce the upper luminous flux. PMMA injection moulded component, clear. Suitable for [R65] [A60] lenses.

115-1954

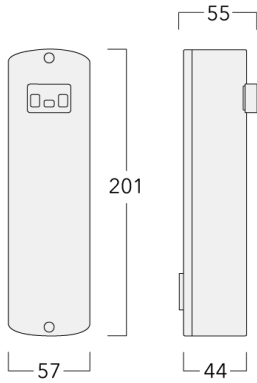
CTY150 LED

we-ef

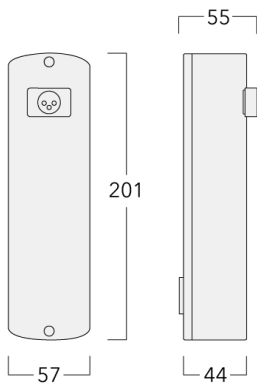
Control

Eco Step Dim® Motion

Description	Part ID
Eco Step Dim® Motion - Linked- Primary	430-0030



Eco Step Dim® Motion - Linked- Secondary	430-0031
---	----------



WE-EF LEUCHTEN GmbH

Töpinger Straße 16, 29646 Bispingen, Germany - Phone: +49 5194 909-0
info@we-ef.com - <https://we-ef.com>

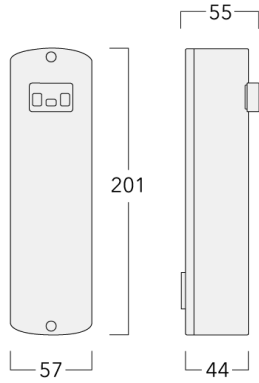
Subject to technical changes and errors. - Generated on 23/11/2024

115-1954

CTY150 LED

we-ef

Description	Part ID
Eco Step Dim® Motion - Stand-Alone	430-0037



WE-EF LEUCHTEN GmbH

Töpinger Straße 16, 29646 Bispingen, Germany - Phone: +49 5194 909-0
info@we-ef.com - <https://we-ef.com>

Subject to technical changes and errors. - Generated on 23/11/2024