



Description

IP66, Class I or Class II. IK08. Marine-grade, die-cast aluminium alloy. 5CE superior corrosion protection including PCS hardware. CCG® Controlled Compression Gasket. Non-reflective flat safety glass cover, hinged. Integral EC electronic converter. CAD-optimised optics for superior illumination and glare control. OLC® One LED Concept. Factory installed LED circuit board. The luminaire is factory-sealed and does not need to be opened during installation. Can be used as post top or side entry version. Specification at time of order is recommended.

Spigot Ø 76 x 100 mm. Spigot Ø 60 x 100 mm or 42 x 100 mm option available. Must be indicated during order placement.

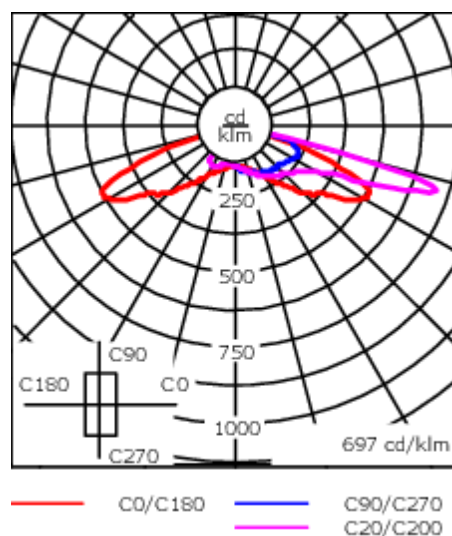
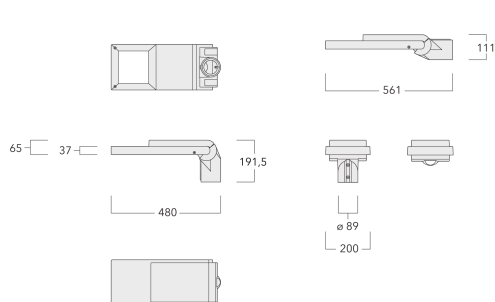
Contact WE-EF direct or your local WE-EF sales representative for an individual solution designed to precisely meet your needs.

Photometric files (IES, LDT) for light distributions [S61] [S65] [S66] [S70] [R60] [R61] [P66] [Q66] [A61] with Backlight Shield on request.

| | |
|--------------------|-------------------------------|
| Weight | 4,70 kg |
| Light distribution | rectangular, side throw [R60] |
| Light source | LED-8/8W / 350 mA - 2700K |
| CRI | 80 |
| Power supply | EC |
| LEDs | 8 |
| Rated input power | 9.5 W |

| Nominal Lumen (lm) | |
|--------------------|------|
| LED Lumen | 145 |
| Total Lumen | 1160 |
| Tj | 85 |

| Rated lumens (lm) | |
|-------------------|-------|
| LED Lumen | 115.8 |
| Total Lumen | 926.2 |
| Ta | 25 |



Specifications

Material description

| | |
|----------------------|--|
| Body | Marine-grade, die-cast aluminium alloy |
| Lens | Non-reflective safety glass lens |
| Colours | <div><div></div> RAL9004 Signal black</div> <div><div></div> RAL9006 White aluminium</div> <div><div></div> RAL9007 Grey aluminium</div> <div><div></div> RAL7016 Anthracite grey</div> <div><div></div> RAL9016 Traffic white</div> |
| Gasket | CCG® Controlled Compression Gasket |
| Fasteners | PCS Polymer Coated Stainless Steel Hardware |
| Ingress protection | IP66 |
| Impact resistance | IK08 |
| Corrosion resistance | 5CE |
| Windage | 0.092 m ² |

Electrical description

| | |
|------------------|--|
| Power supply | 220-240V / 50-60 Hz |
| Driver / Ballast | Integral EC electronic converter. DALI |
| Power factor | > 0.9 |
| Surge protection | 6/6kV, optional 10kV |

Additional information

| | |
|-------------------------|-------------------------|
| Lifetime | Ta=25° L90B10 > 100000h |
| Energy efficiency class | C-D (Light source) |

102-0435

AFL110 LED



Control

Eco Step Dim® Advanced

| Description | Part ID |
|----------------------------|----------|
| Eco Step Dim® Advanced LED | 430-0002 |

R2C Ready to Connect

| Description | Part ID |
|--------------------------------------|----------|
| R2C Ready to Connect (top) | 430-0019 |
| R2C Ready to Connect (below) | 430-0027 |
| R2C Ready to Connect (top and below) | 430-0032 |

Mounting Accessories

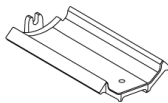
Bird deterrent

| Description | Part ID |
|-------------------|----------|
| Bird deterrent BD | 430-0015 |



Adaptor

| Description | Part ID |
|----------------|----------|
| Adaptor AFL100 | 102-0392 |

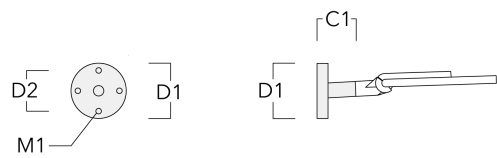


Wall and pole brackets RE

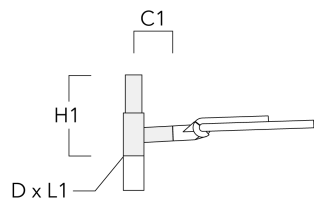
| Description | Part ID | C1 | D1 | D2 | D × L1 | H1 | M1 | Weight (kg) |
|------------------------------|----------|-----|----|----|----------|-----|----|-------------|
| RE2-540 Pole bracket, double | 111-0043 | 200 | | | 76 x 130 | 550 | | 5.30 |



| | | | | | | | | |
|----------------------|----------|-----|-----|-----|--|----|------|--|
| RE0-540 Wall bracket | 111-0084 | 180 | 230 | 195 | | 12 | 3.20 | |
|----------------------|----------|-----|-----|-----|--|----|------|--|

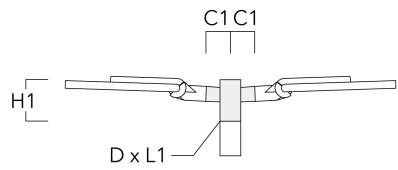


| Description | Part ID | C1 | D1 | D2 | D × L1 | H1 | M1 | Weight (kg) |
|------------------------------|----------|-----|----|----|----------|-----|----|-------------|
| RE1-540 Pole bracket, single | 111-0042 | 200 | | | 76 x 130 | 500 | | 4.60 |

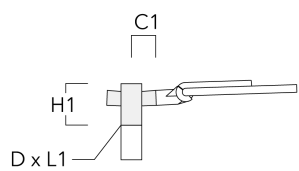


Pole brackets RF

| Description | Part ID | C1 | D × L1 | H1 | Weight (kg) |
|------------------------------|----------|-----|---------|-----|-------------|
| RF2-540 Pole bracket, double | 111-0047 | 200 | 76 x 80 | 200 | 3.30 |

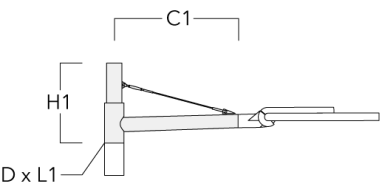


| Description | Part ID | C1 | D × L1 | H1 | Weight (kg) |
|------------------------------|----------|-----|---------|-----|-------------|
| RF1-540 Pole bracket, single | 111-0046 | 200 | 76 x 80 | 200 | 2.60 |



Wall and pole brackets RX

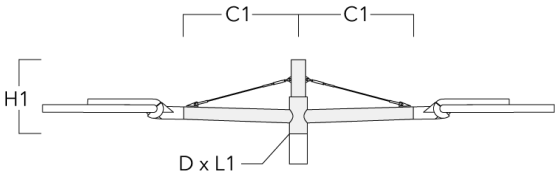
| Description | Part ID | C1 | D1 | D2 | D × L1 | H1 | H2 | M1 | M2 | Weight (kg) |
|------------------------------|----------|------|----|----|----------|-----|----|----|----|-------------|
| RX1-540 Pole bracket, single | 111-0054 | 1000 | | | 76 x 130 | 550 | | | | 6.8 |



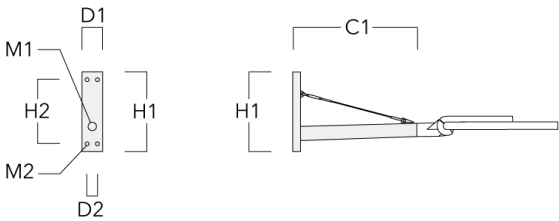
102-0435

AFL110 LED

| Description | Part ID | C1 | D1 | D2 | D × L1 | H1 | H2 | M1 | M2 | Weight (kg) |
|------------------------------|----------|------|----|----|----------|-----|----|----|----|-------------|
| RX2-540 Pole bracket, double | 111-0055 | 1000 | | | 76 x 130 | 550 | | | | 9.70 |



| | | | | | | | | | | |
|----------------------|----------|------|-----|-----|--|-----|-----|----|----|------|
| RX0-540 Wall bracket | 111-0086 | 1000 | 140 | 100 | | 450 | 385 | 30 | 12 | 5.20 |
|----------------------|----------|------|-----|-----|--|-----|-----|----|----|------|



Optical Accessories

Backlight shield

| Description | Part ID | Additional information |
|-------------|----------|---|
| LS180 | 430-0029 | Glare Shield for backlight spill. Glare Shield factory-installed or available as retrofit kit. Suitable for [S61][S65][S66][S70][S71][R60][R61][P66][Q66][A61] lenses. Must be specified at time of ordering. |

