



Description

IP55, Class I. Class II on request. IK10. Marine-grade, die-cast aluminium alloy. 5CE superior corrosion protection including PCS hardware. Silicone rubber gasket. Polycarbonate main lens. Integral EC electronic converter in thermally separated compartment. CAD-optimised optics for superior illumination and glare control. OLC® One LED Concept. Factory installed LED circuit board. The luminaire is factory-sealed and does not need to be opened during installation.

Optional 2200 K version available. To be specified at time of ordering.

Brackets to be ordered separately.

| | |
|--------------------|-----------------------------------|
| Weight | 11.40 kg |
| Light distribution | asymmetric, side throw beam [S65] |
| Light source | LED-12/24W / 700 mA - 3000 K |
| CRI | 80 |
| Power supply | EC |
| LEDs | 12 |
| Rated input power | 27 W |

Nominal Lumen (lm)

| | |
|-------------|------|
| LED Lumen | 290 |
| Total Lumen | 3480 |
| Tj | 85 |

Rated lumens (lm)

| | |
|-------------|--------|
| LED Lumen | 246.7 |
| Total Lumen | 2960.5 |
| Ta | 25 |



Specifications

Material description

| | |
|----------------------|--|
| Body | Marine-grade, die-cast aluminium alloy |
| Lens | Polycarbonate lens |
| Colours | <div style="display: flex; align-items: center;"> <div style="width: 20px; height: 15px; background-color: black; margin-right: 5px;"></div> RAL9004 Signal black </div> <div style="display: flex; align-items: center; margin-top: 5px;"> <div style="width: 20px; height: 15px; background-color: #cccccc; margin-right: 5px;"></div> RAL9006 White aluminium </div> <div style="display: flex; align-items: center; margin-top: 5px;"> <div style="width: 20px; height: 15px; background-color: #808080; margin-right: 5px;"></div> RAL9007 Grey aluminium </div> <div style="display: flex; align-items: center; margin-top: 5px;"> <div style="width: 20px; height: 15px; background-color: #333333; margin-right: 5px;"></div> RAL7016 Anthracite grey </div> <div style="display: flex; align-items: center; margin-top: 5px;"> <div style="width: 20px; height: 15px; background-color: #e0e0e0; margin-right: 5px;"></div> RAL9016 Traffic white </div> |
| Gasket | Silicone rubber gasket |
| Fasteners | PCS Polymer Coated Stainless Steel Hardware |
| Ingress protection | IP55 |
| Impact resistance | IK10 |
| Corrosion resistance | 5CE |
| Windage | 0.0898 m ² |

Electrical description

| | |
|------------------|--|
| Power supply | 220-240V / 50-60 Hz |
| Driver / Ballast | Integral EC electronic converter. DALI |
| Power factor | > 0.9 |
| Surge protection | 6/6 kV (optional SP10) |

WE-EF LEUCHTEN GmbH

Töpinger Straße 16, 29646 Bispingen, Germany - Phone: +49 5194 909-0
 info@we-ef.com - <https://we-ef.com>

Subject to technical changes and errors. - Generated on 23/11/2024

127-1234

ASP534 LED

we-ef

Additional information

Lifetime Ta=25° L90B10 > 90000h

Energy efficiency class C-D (Light source)

WE-EF LEUCHTEN GmbH

Töpinger Straße 16, 29646 Bispingen, Germany - Phone: +49 5194 909-0
info@we-ef.com - <https://we-ef.com>

Subject to technical changes and errors. - Generated on 23/11/2024

127-1234

ASP534 LED

we-ef

Control

Eco Step Dim® Basic

| Description | Part ID |
|-------------------------|----------|
| Eco Step Dim® Basic LED | 430-0001 |

Eco Step Dim® Advanced

| Description | Part ID |
|----------------------------|----------|
| Eco Step Dim® Advanced LED | 430-0002 |

WE-EF LEUCHTEN GmbH

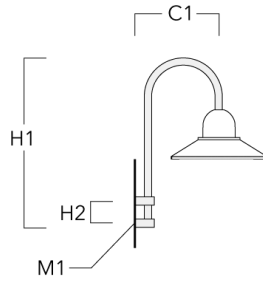
Töpinger Straße 16, 29646 Bispingen, Germany - Phone: +49 5194 909-0
info@we-ef.com - <https://we-ef.com>

Subject to technical changes and errors. - Generated on 23/11/2024

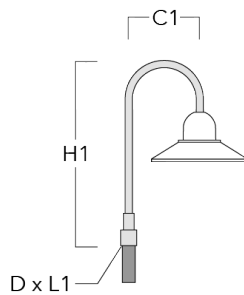
Mounting Accessories

Wall and pole brackets BA

| Description | Part ID | C1 | D × L1 | H1 | H2 | M1 | Weight (kg) | C | H |
|------------------------------|----------|-----|--------|------|-----|----|-------------|-----|------|
| BA0-420 Wall bracket, single | 300-0152 | 460 | | 1000 | 132 | 9 | 2 | 460 | 1000 |



| | | | | | | | | | |
|------------------------------|----------|-----|---------|------|--|--|---|-----|------|
| BA1-420 Pole bracket, single | 300-0099 | 420 | 76 x 80 | 1000 | | | 4 | 420 | 1000 |
|------------------------------|----------|-----|---------|------|--|--|---|-----|------|

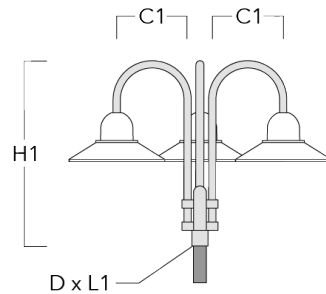


ASP534 LED

| Description | Part ID | C1 | D x L1 | H1 | H2 | M1 | Weight (kg) | C | H |
|------------------------------|----------|-----|---------|------|----|----|-------------|-----|------|
| BA2-420 Pole bracket, double | 300-0104 | 500 | 76 x 80 | 1000 | | | 8 | 500 | 1000 |

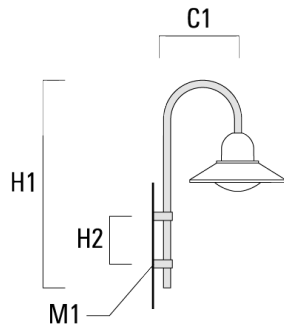


| | | | | | | | | | |
|------------------------------|----------|-----|---------|------|--|--|----|-----|------|
| BA3-420 Pole bracket, triple | 300-0109 | 500 | 76 x 80 | 1000 | | | 10 | 500 | 1000 |
|------------------------------|----------|-----|---------|------|--|--|----|-----|------|

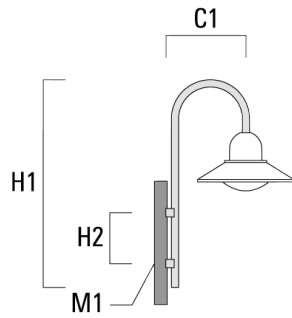


Wall and pole brackets BC

| Description | Part ID | C1 | H1 | H2 | M1 | Weight (kg) | C | H |
|------------------------------|----------|-----|------|-----|----|-------------|-----|------|
| BC0-420 Wall bracket, single | 300-0808 | 460 | 1230 | 300 | 8 | 2.30 | 460 | 1230 |



| | | | | | | | | |
|------------------------------|----------|-----|------|-----|---|------|-----|------|
| BC1-420 Pole bracket, single | 300-0768 | 500 | 1230 | 300 | 8 | 2.30 | 500 | 1230 |
|------------------------------|----------|-----|------|-----|---|------|-----|------|



ASP534 LED

| Description | Part ID | C1 | H1 | H2 | M1 | Weight (kg) | C | H |
|------------------------------|----------|-----|------|-----|----|-------------|-----|------|
| BC2-420 Pole bracket, double | 300-0767 | 500 | 1230 | 300 | 8 | 4.60 | 500 | 1230 |



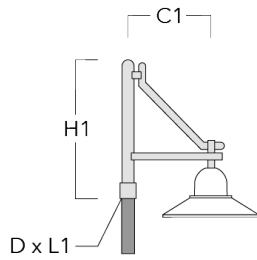
Wall and pole brackets DA

| Description | Part ID | C1 | C2 | D × L1 | H1 | Weight (kg) | C | H |
|------------------------------|----------|-----|----|--------|-----|-------------|-----|-----|
| DA0-500 Wall bracket, single | 300-0146 | 510 | 70 | | 650 | 5.70 | 510 | 650 |

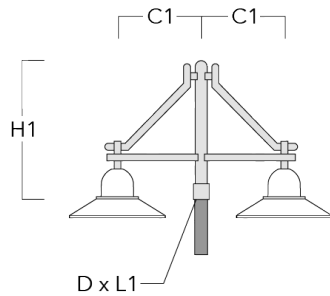


ASP534 LED

| Description | Part ID | C1 | C2 | D x L1 | H1 | Weight (kg) | C | H |
|------------------------------|----------|-----|----|---------|-----|-------------|-----|-----|
| DA1-500 Pole bracket, single | 300-0138 | 510 | | 76 x 80 | 700 | 5.70 | 510 | 700 |

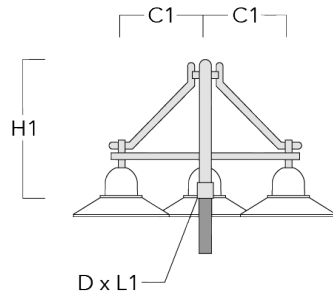


| | | | | | | | | |
|------------------------------|----------|-----|--|---------|-----|------|-----|-----|
| DA2-500 Pole bracket, double | 300-0141 | 510 | | 76 x 80 | 700 | 8.30 | 510 | 700 |
|------------------------------|----------|-----|--|---------|-----|------|-----|-----|



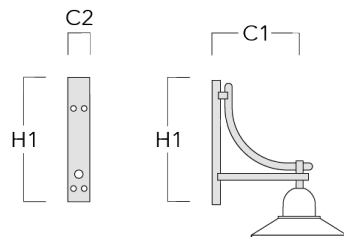
ASP534 LED

| Description | Part ID | C1 | C2 | D × L1 | H1 | Weight (kg) | C | H |
|------------------------------|----------|-----|----|---------|-----|-------------|-----|-----|
| DA3-500 Pole bracket, triple | 300-0144 | 510 | | 76 x 80 | 700 | 10.90 | 510 | 700 |



Wall and pole brackets DB

| Description | Part ID | C1 | C2 | D × L1 | H1 | Weight (kg) | C | H |
|------------------------------|----------|-----|----|--------|-----|-------------|-----|-----|
| DB0-500 Wall bracket, single | 300-0169 | 510 | 70 | | 650 | 5.50 | 510 | 650 |



ASP534 LED

| Description | Part ID | C1 | C2 | D × L1 | H1 | Weight (kg) | C | H |
|------------------------------|----------|-----|----|---------|-----|-------------|-----|-----|
| DB1-500 Pole bracket, single | 300-0190 | 510 | | 76 x 80 | 700 | 5.50 | 510 | 700 |



| | | | | | | | | |
|------------------------------|----------|-----|--|---------|-----|------|-----|-----|
| DB2-500 Pole bracket, double | 300-0191 | 510 | | 76 x 80 | 700 | 7.90 | 510 | 700 |
|------------------------------|----------|-----|--|---------|-----|------|-----|-----|



ASP534 LED

| Description | Part ID | C1 | C2 | D × L1 | H1 | Weight (kg) | C | H |
|------------------------------|----------|-----|----|---------|-----|-------------|-----|-----|
| DB3-500 Pole bracket, triple | 300-0192 | 510 | | 76 x 80 | 700 | 10.30 | 510 | 700 |



Wall and pole brackets DS

| Description | Part ID | C1 | C2 | D × L1 | H1 | Weight (kg) | C | H |
|------------------------------|----------|-----|----|--------|-----|-------------|-----|-----|
| DS0-500 Wall bracket, single | 300-0064 | 510 | 70 | | 650 | 2.50 | 510 | 650 |



ASP534 LED

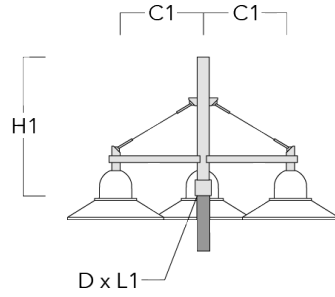
| Description | Part ID | C1 | C2 | D x L1 | H1 | Weight (kg) | C | H |
|------------------------------|----------|-----|----|---------|-----|-------------|-----|-----|
| DS1-500 Pole bracket, single | 300-0063 | 510 | | 76 x 80 | 725 | 3.90 | 510 | 725 |



| | | | | | | | | |
|------------------------------|----------|-----|--|---------|-----|------|-----|-----|
| DS2-500 Pole bracket, double | 300-0066 | 510 | | 76 x 80 | 725 | 5.30 | 510 | 725 |
|------------------------------|----------|-----|--|---------|-----|------|-----|-----|



| Description | Part ID | C1 | C2 | D x L1 | H1 | Weight (kg) | C | H |
|------------------------------|----------|-----|----|---------|-----|-------------|-----|-----|
| DS3-500 Pole bracket, triple | 300-0069 | 510 | | 76 x 80 | 725 | 6.70 | 510 | 725 |



127-1234

ASP534 LED

we-ef

Optical Accessories

Light shield

| Description | Part ID | Additional information |
|-------------|----------|--|
| LS180 | 430-0029 | Glare Shield for backlight spill. Glare Shield factory-installed or available as retrofit kit. Suitable for [S60], [S65], [S70], [R65], [P65] lenses. Must be specified at time of ordering. |

WE-EF LEUCHTEN GmbH

Töpinger Straße 16, 29646 Bispingen, Germany - Phone: +49 5194 909-0
info@we-ef.com - <https://we-ef.com>

Subject to technical changes and errors. - Generated on 23/11/2024