



### Description

IP55, Class I. Class II on request. IK10. Marine-grade, die-cast aluminium alloy. 5CE superior corrosion protection including PCS hardware. Silicone rubber gasket. Polycarbonate main lens. Integral EC electronic converter in thermally separated compartment. CAD-optimised optics for superior illumination and glare control. OLC® One LED Concept. Factory installed LED circuit board. The luminaire is factory-sealed and does not need to be opened during installation.

Optional 2200 K version available. To be specified at time of ordering.

Brackets to be ordered separately.

|                    |                                   |
|--------------------|-----------------------------------|
| Weight             | 11.40 kg                          |
| Light distribution | asymmetric, side throw beam [S65] |
| Light source       | LED-12/24W / 700 mA - 3000 K      |
| CRI                | 80                                |
| Power supply       | EC                                |
| LEDs               | 12                                |
| Rated input power  | 27 W                              |

### Nominal Lumen (lm)

|             |      |
|-------------|------|
| LED Lumen   | 290  |
| Total Lumen | 3480 |
| Tj          | 85   |

### Rated lumens (lm)

|             |        |
|-------------|--------|
| LED Lumen   | 246.7  |
| Total Lumen | 2960.5 |
| Ta          | 25     |



## Specifications

### Material description

|                      |  |
|----------------------|--|
| Body                 | Marine-grade, die-cast aluminium alloy   |
| Lens                 | Polycarbonate lens   |
| Colours              | <div style="display: flex; align-items: center; gap: 10px;"> <div style="width: 20px; height: 15px; background-color: black; margin-right: 5px;"></div> RAL9004 Signal black         </div> <div style="display: flex; align-items: center; gap: 10px; margin-top: 5px;"> <div style="width: 20px; height: 15px; background-color: #cccccc; margin-right: 5px;"></div> RAL9006 White aluminium         </div> <div style="display: flex; align-items: center; gap: 10px; margin-top: 5px;"> <div style="width: 20px; height: 15px; background-color: #808080; margin-right: 5px;"></div> RAL9007 Grey aluminium         </div> <div style="display: flex; align-items: center; gap: 10px; margin-top: 5px;"> <div style="width: 20px; height: 15px; background-color: #333333; margin-right: 5px;"></div> RAL7016 Anthracite grey         </div> <div style="display: flex; align-items: center; gap: 10px; margin-top: 5px;"> <div style="width: 20px; height: 15px; background-color: #e0e0e0; margin-right: 5px;"></div> RAL9016 Traffic white         </div> |
| Gasket               | Silicone rubber gasket   |
| Fasteners            | PCS Polymer Coated Stainless Steel Hardware  |
| Ingress protection   | IP55   |
| Impact resistance    | IK10   |
| Corrosion resistance | 5CE  |
| Windage              | 0.0898 m <sup>2</sup>  |

### Electrical description

|                  |  |
|------------------|--|
| Power supply     | 220-240V / 50-60 Hz                    |
| Driver / Ballast | Integral EC electronic converter. DALI |
| Power factor     | > 0.9                                  |
| Surge protection | 6/6 kV (optional SP10)                 |

**127-1234**

**ASP534 LED**

**we-ef**

**Additional information**

---

Lifetime Ta=25° L90B10 > 90000h

Energy efficiency class C-D (Light source)

---

**Fagerhult Lighting Ltd**

33-34 Dolben Street, SE1 0UQ London, United Kingdom

<https://we-ef.com/uk>

Subject to technical changes and errors. - Generated on 23/11/2024

**127-1234**

**ASP534 LED**

**we-ef**

**Control**

**Eco Step Dim® Basic**

| Description             | Part ID  |
|-------------------------|----------|
| Eco Step Dim® Basic LED | 430-0001 |

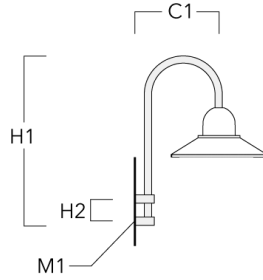
**Eco Step Dim® Advanced**

| Description                | Part ID  |
|----------------------------|----------|
| Eco Step Dim® Advanced LED | 430-0002 |

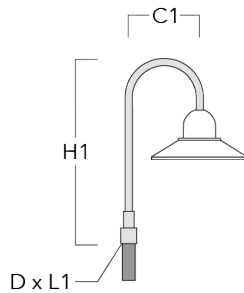
**Mounting Accessories**

**Wall and pole brackets BA**

| Description                  | Part ID  | C1  | D × L1 | H1   | H2  | M1 | Weight (kg) | C   | H    |
|------------------------------|----------|-----|--------|------|-----|----|-------------|-----|------|
| BA0-420 Wall bracket, single | 300-0152 | 460 |        | 1000 | 132 | 9  | 2           | 460 | 1000 |



|                              |          |     |         |      |  |  |   |     |      |
|------------------------------|----------|-----|---------|------|--|--|---|-----|------|
| BA1-420 Pole bracket, single | 300-0099 | 420 | 76 x 80 | 1000 |  |  | 4 | 420 | 1000 |
|------------------------------|----------|-----|---------|------|--|--|---|-----|------|

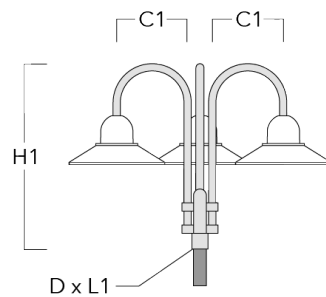


**ASP534 LED**

| Description                  | Part ID  | C1  | D x L1  | H1   | H2 | M1 | Weight (kg) | C   | H    |
|------------------------------|----------|-----|---------|------|----|----|-------------|-----|------|
| BA2-420 Pole bracket, double | 300-0104 | 500 | 76 x 80 | 1000 |    |    | 8           | 500 | 1000 |

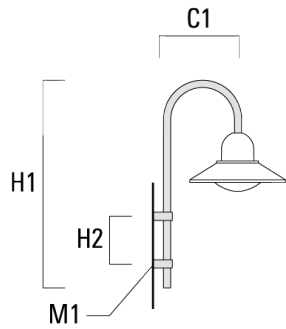


|                              |          |     |         |      |  |  |    |     |      |
|------------------------------|----------|-----|---------|------|--|--|----|-----|------|
| BA3-420 Pole bracket, triple | 300-0109 | 500 | 76 x 80 | 1000 |  |  | 10 | 500 | 1000 |
|------------------------------|----------|-----|---------|------|--|--|----|-----|------|

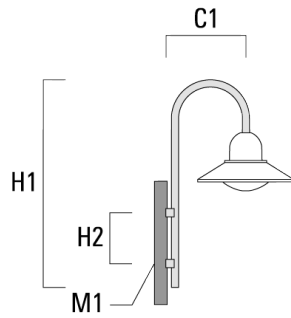


**Wall and pole brackets BC**

| Description                  | Part ID  | C1  | H1   | H2  | M1 | Weight (kg) | C   | H    |
|------------------------------|----------|-----|------|-----|----|-------------|-----|------|
| BC0-420 Wall bracket, single | 300-0808 | 460 | 1230 | 300 | 8  | 2.30        | 460 | 1230 |



|                              |          |     |      |     |   |      |     |      |
|------------------------------|----------|-----|------|-----|---|------|-----|------|
| BC1-420 Pole bracket, single | 300-0768 | 500 | 1230 | 300 | 8 | 2.30 | 500 | 1230 |
|------------------------------|----------|-----|------|-----|---|------|-----|------|



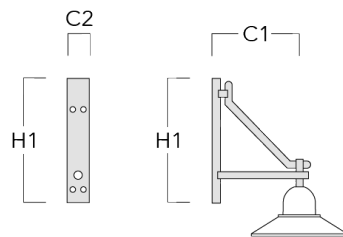
**ASP534 LED**

| Description                  | Part ID  | C1  | H1   | H2  | M1 | Weight (kg) | C   | H    |
|------------------------------|----------|-----|------|-----|----|-------------|-----|------|
| BC2-420 Pole bracket, double | 300-0767 | 500 | 1230 | 300 | 8  | 4.60        | 500 | 1230 |



**Wall and pole brackets DA**

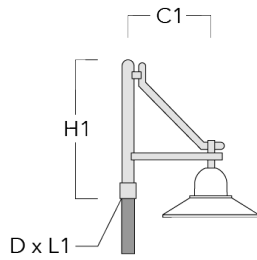
| Description                  | Part ID  | C1  | C2 | D × L1 | H1  | Weight (kg) | C   | H   |
|------------------------------|----------|-----|----|--------|-----|-------------|-----|-----|
| DA0-500 Wall bracket, single | 300-0146 | 510 | 70 |        | 650 | 5.70        | 510 | 650 |



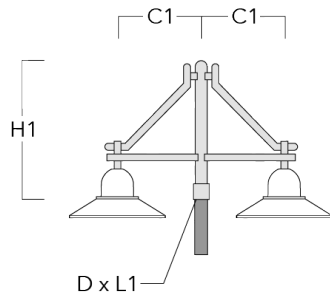


**ASP534 LED**

| Description                  | Part ID  | C1  | C2 | D × L1  | H1  | Weight (kg) | C   | H   |
|------------------------------|----------|-----|----|---------|-----|-------------|-----|-----|
| DA1-500 Pole bracket, single | 300-0138 | 510 |    | 76 x 80 | 700 | 5.70        | 510 | 700 |

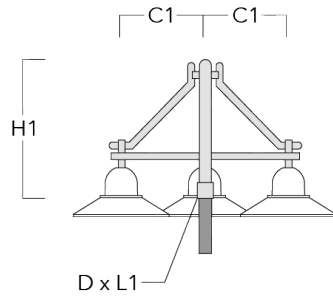


|                              |          |     |  |         |     |      |     |     |
|------------------------------|----------|-----|--|---------|-----|------|-----|-----|
| DA2-500 Pole bracket, double | 300-0141 | 510 |  | 76 x 80 | 700 | 8.30 | 510 | 700 |
|------------------------------|----------|-----|--|---------|-----|------|-----|-----|



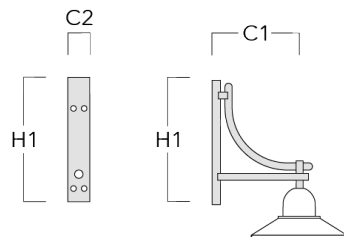
**ASP534 LED**

| Description                  | Part ID  | C1  | C2 | D × L1  | H1  | Weight (kg) | C   | H   |
|------------------------------|----------|-----|----|---------|-----|-------------|-----|-----|
| DA3-500 Pole bracket, triple | 300-0144 | 510 |    | 76 x 80 | 700 | 10.90       | 510 | 700 |



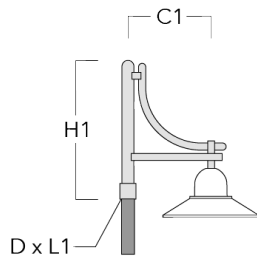
**Wall and pole brackets DB**

| Description                  | Part ID  | C1  | C2 | D × L1 | H1  | Weight (kg) | C   | H   |
|------------------------------|----------|-----|----|--------|-----|-------------|-----|-----|
| DB0-500 Wall bracket, single | 300-0169 | 510 | 70 |        | 650 | 5.50        | 510 | 650 |

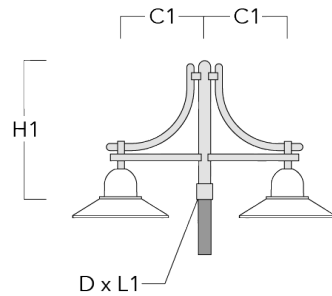


**ASP534 LED**

| Description                  | Part ID  | C1  | C2 | D x L1  | H1  | Weight (kg) | C   | H   |
|------------------------------|----------|-----|----|---------|-----|-------------|-----|-----|
| DB1-500 Pole bracket, single | 300-0190 | 510 |    | 76 x 80 | 700 | 5.50        | 510 | 700 |

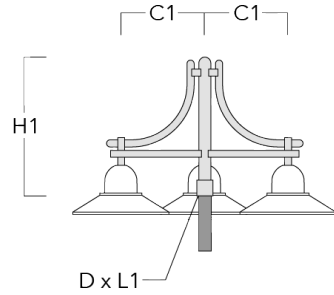


|                              |          |     |  |         |     |      |     |     |
|------------------------------|----------|-----|--|---------|-----|------|-----|-----|
| DB2-500 Pole bracket, double | 300-0191 | 510 |  | 76 x 80 | 700 | 7.90 | 510 | 700 |
|------------------------------|----------|-----|--|---------|-----|------|-----|-----|



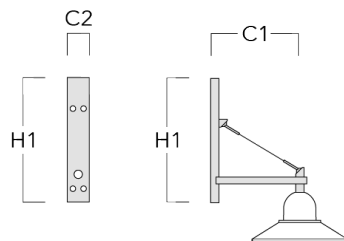
**ASP534 LED**

| Description                  | Part ID  | C1  | C2 | D × L1  | H1  | Weight (kg) | C   | H   |
|------------------------------|----------|-----|----|---------|-----|-------------|-----|-----|
| DB3-500 Pole bracket, triple | 300-0192 | 510 |    | 76 x 80 | 700 | 10.30       | 510 | 700 |



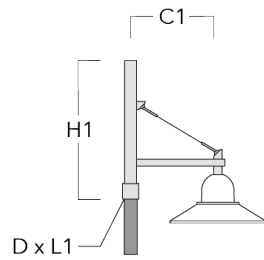
**Wall and pole brackets DS**

| Description                  | Part ID  | C1  | C2 | D × L1 | H1  | Weight (kg) | C   | H   |
|------------------------------|----------|-----|----|--------|-----|-------------|-----|-----|
| DS0-500 Wall bracket, single | 300-0064 | 510 | 70 |        | 650 | 2.50        | 510 | 650 |

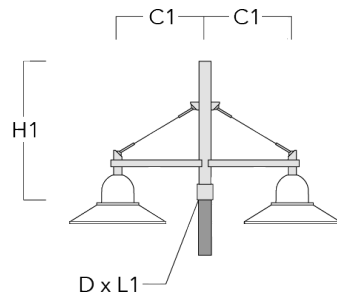


**ASP534 LED**

| Description                  | Part ID  | C1  | C2 | D x L1  | H1  | Weight (kg) | C   | H   |
|------------------------------|----------|-----|----|---------|-----|-------------|-----|-----|
| DS1-500 Pole bracket, single | 300-0063 | 510 |    | 76 x 80 | 725 | 3.90        | 510 | 725 |



|                              |          |     |  |         |     |      |     |     |
|------------------------------|----------|-----|--|---------|-----|------|-----|-----|
| DS2-500 Pole bracket, double | 300-0066 | 510 |  | 76 x 80 | 725 | 5.30 | 510 | 725 |
|------------------------------|----------|-----|--|---------|-----|------|-----|-----|

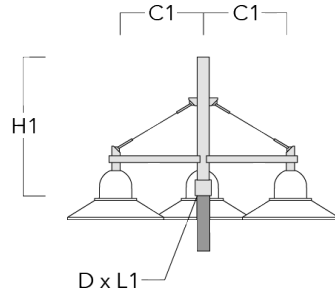


127-1234

ASP534 LED

**we-ef**

| Description                  | Part ID  | C1  | C2 | D x L1  | H1  | Weight (kg) | C   | H   |
|------------------------------|----------|-----|----|---------|-----|-------------|-----|-----|
| DS3-500 Pole bracket, triple | 300-0069 | 510 |    | 76 x 80 | 725 | 6.70        | 510 | 725 |



**127-1234**

**ASP534 LED**

**we-ef**

## **Optical Accessories**

### **Light shield**

| Description | Part ID  | Additional information   |
|-------------|----------|--|
| LS180       | 430-0029 | Glare Shield for backlight spill. Glare Shield factory-installed or available as retrofit kit. Suitable for [S60], [S65], [S70], [R65], [P65] lenses. Must be specified at time of ordering. |