

FLC230 LED TUNABLE WHITE ZOOM SPOT PROJECTOR



Description

Tunable White Profile Projector [ZP] for zoom spot.

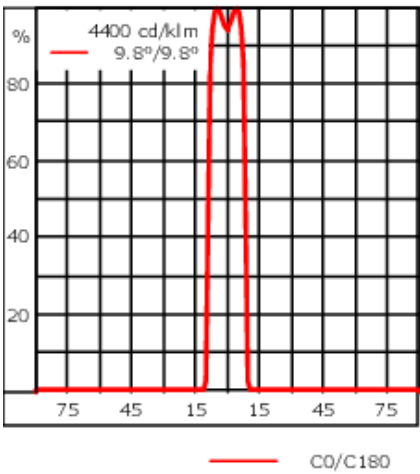
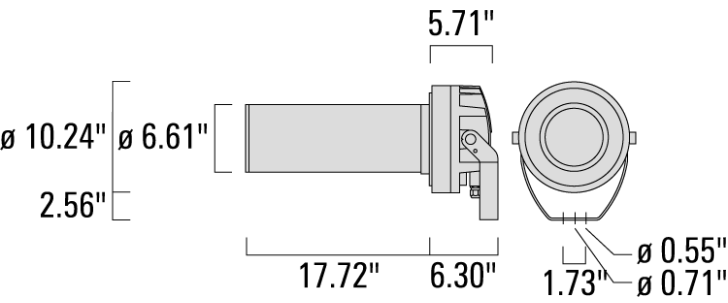
Spherical/triple flat convex lens system. Aperture angle ranges from 14.6-19.8°.

IP66. Class I. IK07. Marine-grade, die-cast aluminum alloy. 5CE superior corrosion protection including PCS hardware. Silicone CCG® Controlled Compression Gasket. Safety glass lens. One cable gland, second gland for through wiring on request. PMMA LED lens array. Integral driver, thermally separated. Factory-installed LED circuit board. Tunable White technology. LED board can be removed for upgrading. DMX interface.

Specify product with 7 Digit product code - Finish Color. Accessories, such as mounting, optical, and electrical, must be specified separately.
Example: XXX-XXXX-9004 (Black)
+ XXX-XXXX (Accessory 1)

Weight	11.10 lb
Light distribution	symmetric Zoom-Projector [ZP] - min aperture angle
Light source	LED-FT-32W / 450 mA - 2200-6000 K
CRI	80
Power supply	electronic gear
LEDs	1
Rated input power	35 W
Delivered lumens (lm)	
LED Lumen	1516.9
Total Lumen	1516.9
Ta	25
Nominal Lumen (lm)	
LED Lumen	4290
Total Lumen	4290
Tc	25

FLC230 LED TUNABLE WHITE ZOOM SPOT PROJECTOR



Specifications
Material description

Body	Marine-grade, die-cast aluminium alloy
Lens	Safety glass lens
Colors	<div><div></div> RAL9004 Black</div> <div><div></div> RAL9007 Grey Metallic</div> <div><div></div> RAL9016 White</div> <div><div></div> RAL8019 Dark Bronze</div>
Gasket	Silicone CCG® Controlled Compression Gasket
Fasteners	PCS Polymer Coated Stainless Steel Hardware
Ingress protection	IP66
Impact resistance	IK07
Corrosion resistance	5CE

FLC230 LED TUNABLE WHITE ZOOM SPOT PROJECTOR

Electrical description

Power supply	Integral [ECG] electronic driver 120V-277V. DMX enabled driver.
Driver / Ballast	120-277V DMX
Power factor	> 0.9
Surge protection	Integral 10kV Surge Protector

Additional information

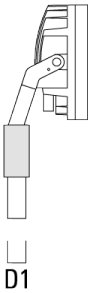
Lifetime	Ta=25°/40° L90B10 > 90000h
Listings	ETL, UL-1598, CSA-C22.2#250.0. Suitable for Wet Locations.

FLC230 LED TUNABLE WHITE ZOOM SPOT PROJECTOR

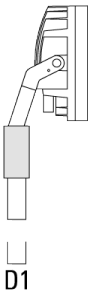
Mounting Accessories

Pole top caps KF

Description	Part ID	D1	D × L1	Weight (lb)	D
KF16-60/M16 Spigot Cap (Ø 2.36")	310-9120	2.36	2.36 x 4	4.4 lbs	60 x 100

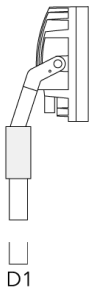


KF16-76/M16 Spigot Cap (Ø 3.0")	310-9121	3	3 x 4	1.10 lbs	76 x 100
---------------------------------	----------	---	-------	----------	----------

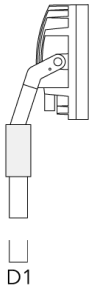


FLC230 LED TUNABLE WHITE ZOOM SPOT PROJECTOR

Description	Part ID	D1	D × L1	Weight (lb)	D
KF16-89/M16 Spigot Cap (Ø 3.5")	300-0734	3.50	3.5 x 3	1.10 lbs	89



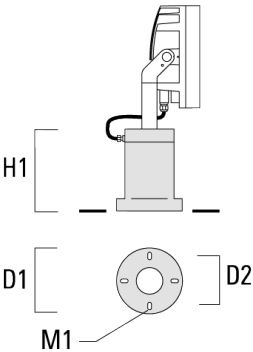
KF16-108/M16 Spigot Cap (Ø 4.25")	300-0735	4.25	4.25 x 3	4.4 lbs	108
-----------------------------------	----------	------	----------	---------	-----



FLC230 LED TUNABLE WHITE ZOOM SPOT PROJECTOR

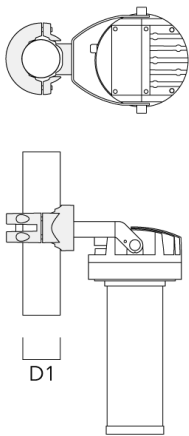
Short post EM

Description	Part ID	D1	D2	H1	M1	Weight (lb)
EM1-M16 AL	270-0001	6.3"	5.12"	8"	0.35"	4.85 lbs



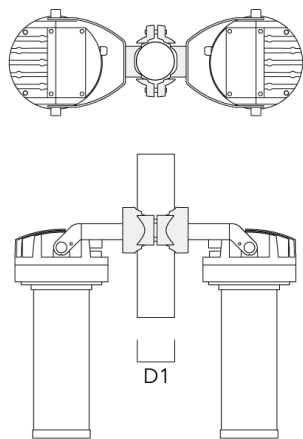
Pole clamp PC

Description	Part ID	D1	Weight (lb)
PC1 76-89/60 Pole clamp, single (Ø 3"-3.5")	139-2702	3.0-3.50	2.20

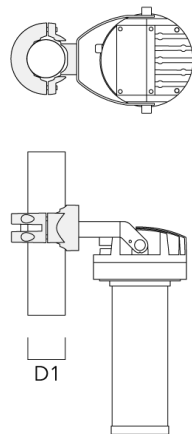


FLC230 LED TUNABLE WHITE ZOOM SPOT PROJECTOR

Description	Part ID	D1	Weight (lb)
PC2 76-89/60 Pole clamp, double (Ø 3"-3.5")	139-2703	3.0-3.50	2.20

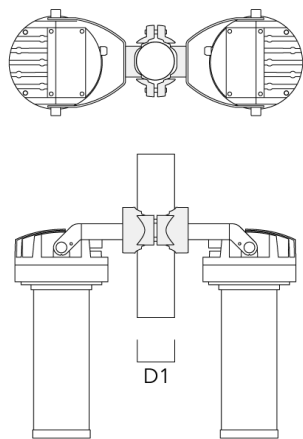


PC1 82-109/60 Pole camp, single (Ø 3.25"-4.3")	139-2704	3.20-4.30	2.40
--	----------	-----------	------

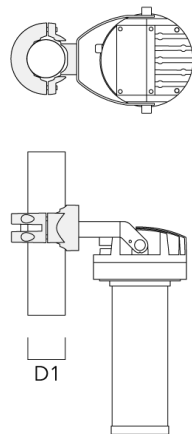


FLC230 LED TUNABLE WHITE ZOOM SPOT PROJECTOR

Description	Part ID	D1	Weight (lb)
PC2 82-109/60 Pole clamp, double (Ø 3.25"-4.25")	139-2705	3.20-4.30	2.40

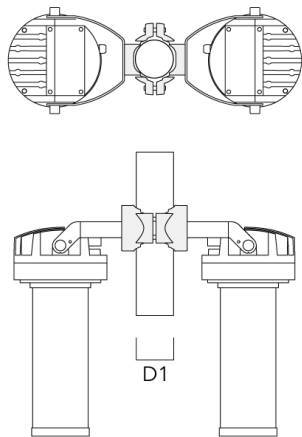


PC1 102-114/60 Pole clamp, single (Ø 4"-4,5")	139-2706	4.0-4.50	2.65
--	----------	----------	------

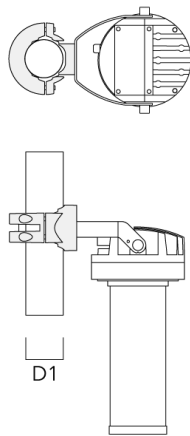


FLC230 LED TUNABLE WHITE ZOOM SPOT PROJECTOR

Description	Part ID	D1	Weight (lb)
PC2 102-114/60 Pole clamp, double (Ø 4"-4.5")	139-2707	4.0-4.50	2.65

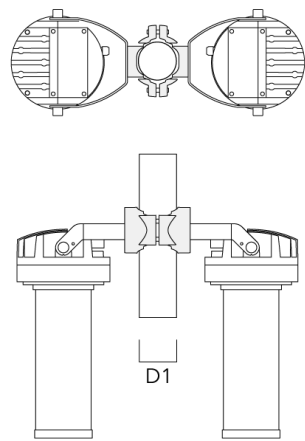


PC1 114-133/60 Pole clamp, single (Ø 4.5"-5.25")	139-2708	4.5-5.25	3.10
---	----------	----------	------



FLC230 LED TUNABLE WHITE ZOOM SPOT PROJECTOR

Description	Part ID	D1	Weight (lb)
PC2 114-133/60 Pole clamp, double (Ø 4.5"-5.25")	139-2709	4.5-5.25	3.10



FLC230 LED TUNABLE WHITE ZOOM SPOT PROJECTOR

Control

DMX Booster Box

Description	Part ID
DMX Booster Box	400-0474



FLC230 LED TUNABLE WHITE ZOOM SPOT PROJECTOR

DMX Combination Cable

Description	Part ID
DMX Combination Cable	400-0480



DMX Controller

Description	Part ID	Additional information
DMX Controller	400-0469	IP20. DIN Rail system. Is designed for either live or stand-alone control. It features one DMX universe, a USBconnection, 128k flash memory for storing stand-alone programs.

FLC230 LED TUNABLE WHITE ZOOM SPOT PROJECTOR

DMX Controller (smart)

Description	Part ID	Additional information
DMX Controller (smart)	400-0470	IP20. The Touch Panel is an untutive abd easy-to use keypad or one DMX universe. It can store up to 36 scences; alternatively, via



DMX Plug and Socket

Description	Part ID
DMX Plug and Socket	400-0479



FLC230 LED TUNABLE WHITE ZOOM SPOT PROJECTOR

DMX Termination Plug

Description	Part ID
DMX Termination Plug	400-0475



DMX Wireless Antenna

Description	Part ID
DMX Wireless	430-0018

FLC230 LED TUNABLE WHITE ZOOM SPOT PROJECTOR

DMX Wireless Transceiver

Description	Part ID
DMX Wireless Transceiver	400-0476



DMX Wireless Repeater

Description	Part ID
DMX Wireless Repeater	400-0477

