



### Description

Profile Projector [GP] for projection of gobos on a surface. Spherical/triple flat convex lens system. Gobo motif on request, to be ordered separately. Tunable White Technology.

IP66, Class I. Class II on request. IK07. Marine-grade, die-cast aluminium alloy. 5CE superior corrosion protection including PCS hardware. Silicone CCG® Controlled Compression Gasket. Safety glass lens. One cable gland. Second gland for through wiring on request. PMMA LED lens array. Factory installed LED circuit board. LED board can be removed for upgrading. Integral EC electronic converter, thermally separated. DALI interface.

Gobo outside diameter 86 mm, max. printable area  $d = 60$  mm. WE-EF recommendation =  $d = 48$  mm.

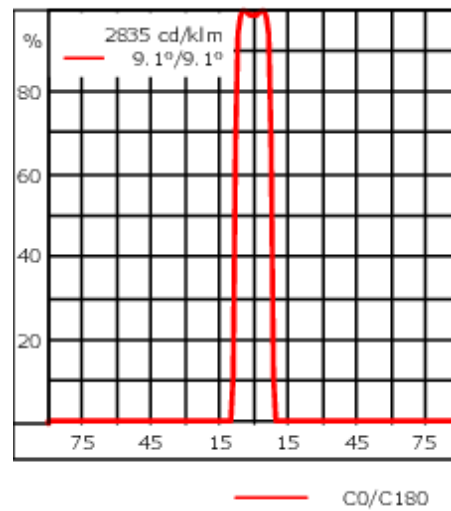
|                    |  |
|--------------------|--|
| Weight             | 11.10 kg   |
| Light distribution | symmetric Gobo-Projector [GP] - min aperture angle |
| Light source       | LED-FT-32W / 450 mA - 2200-6000 K                  |
| CRI                | 80   |
| Power supply       | EC   |
| LEDs               | 1  |
| Rated input power  | 35 W   |

### Rated lumens (lm)

|             |       |
|-------------|-------|
| LED Lumen   | 808.4 |
| Total Lumen | 808.4 |
| Ta          | 25    |

### Nominal Lumen (lm)

|             |      |
|-------------|------|
| LED Lumen   | 4290 |
| Total Lumen | 4290 |
| Tc          | 25   |



## Specifications

### Material description

|                      |   |
|----------------------|---|
| Body                 | Marine-grade, die-cast aluminium alloy  |
| Lens                 | Safety glass lens   |
| Colours              | <ul style="list-style-type: none"> <li><span style="display: inline-block; width: 15px; height: 15px; background-color: black; margin-right: 5px;"></span> RAL9004 Signal black</li> <li><span style="display: inline-block; width: 15px; height: 15px; background-color: #cccccc; margin-right: 5px;"></span> RAL9006 White aluminium</li> <li><span style="display: inline-block; width: 15px; height: 15px; background-color: #808080; margin-right: 5px;"></span> RAL9007 Grey aluminium</li> <li><span style="display: inline-block; width: 15px; height: 15px; background-color: #333333; margin-right: 5px;"></span> RAL7016 Anthracite grey</li> <li><span style="display: inline-block; width: 15px; height: 15px; background-color: #e0e0e0; margin-right: 5px;"></span> RAL9016 Traffic white</li> </ul> |
| Gasket               | Silicone CCG® Controlled Compression Gasket   |
| Fasteners            | PCS Polymer Coated Stainless Steel Hardware   |
| Ingress protection   | IP66  |
| Impact resistance    | IK07  |
| Corrosion resistance | 5CE   |

### Electrical description

|                  |                        |
|------------------|------------------------|
| Power supply     | 220-240V / 50-60 Hz    |
| Driver / Ballast | DALI                   |
| Power factor     | > 0.9                  |
| Surge protection | 1/2 kV (optional SP10) |

139-2998\_min

FLC230-TW LED [GP]

**we-ef**

### Additional information

---

Lifetime Ta=25° L90B10 > 90000h

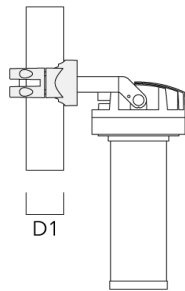
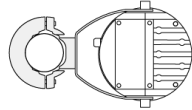
Energy efficiency class E (Light source)

---

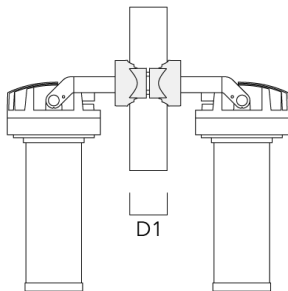
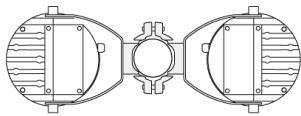
## Mounting Accessories

### Pole clamp PC

| Description                               | Part ID  | D1    | Weight (kg) |
|---|----------|-------|-------------|
| PC1 76-89/60 Pole clamp, single (Ø 76-89) | 139-2702 | 76-89 | 1.00        |



|   |          |       |      |
|---|----------|-------|------|
| PC2 76-89/60 Pole clamp, double (Ø 76-89) | 139-2703 | 76-89 | 1.00 |
|---|----------|-------|------|



## FLC230-TW LED [GP]

---

| Description                                 | Part ID  | D1     | Weight (kg) |
|---|----------|--------|-------------|
| PC1 82-109/60 Pole clamp, single (Ø 82-109) | 139-2704 | 82-109 | 1.10        |

---



---

|   |          |        |      |
|---|----------|--------|------|
| PC2 82-109/60 Pole clamp, double (Ø 82-109) | 139-2705 | 82-109 | 1.10 |
|---|----------|--------|------|

---

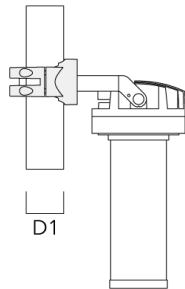


## FLC230-TW LED [GP]

---

| Description                                      | Part ID  | D1      | Weight (kg) |
|--|----------|---------|-------------|
| PC1 102-114/60 Pole clamp, single<br>(Ø 102-114) | 139-2706 | 102-114 | 1.20        |

---



---

|  |          |         |      |
|--|----------|---------|------|
| PC2 102-114/60 Pole clamp, double<br>(Ø 102-114) | 139-2707 | 102-114 | 1.20 |
|--|----------|---------|------|

---



## FLC230-TW LED [GP]

---

| Description                                      | Part ID  | D1      | Weight (kg) |
|--|----------|---------|-------------|
| PC1 114-133/60 Pole clamp, single<br>(Ø 114-133) | 139-2708 | 114-133 | 1.40        |

---



---

|  |          |         |      |
|--|----------|---------|------|
| PC2 114-133/60 Pole clamp, double<br>(Ø 114-133) | 139-2709 | 114-133 | 1.40 |
|--|----------|---------|------|

---

