



Description

Tunable white projector. Profile Projector [GP] for projection of gobos on a surface. Spherical/triple flat convex lens system. Gobo motif on request, to be ordered separately. IP66. Class I. IK07. Marine-grade, die-cast aluminium alloy. 5CE superior corrosion protection including PCS hardware. Safety glass lens. Silicone CCG® Controlled Compression Gasket. Two cable glands.

Integral EC electronic converter in thermally-separated compartment. Advanced thermal management protects LEDs while optimising lumens output. CAD-optimised optics for superior illumination and glare control. OLC® One LED Concept. LED circuit board with Tunable White Technology.

DALI Interface. For other control interface options to suit specific project requirements, contact WE-EF.

Custom-made gobos (outside diameter 86 mm, max. printable area $d = 60$ mm. WE-EF recommendation $d = 48$ mm) available on request.

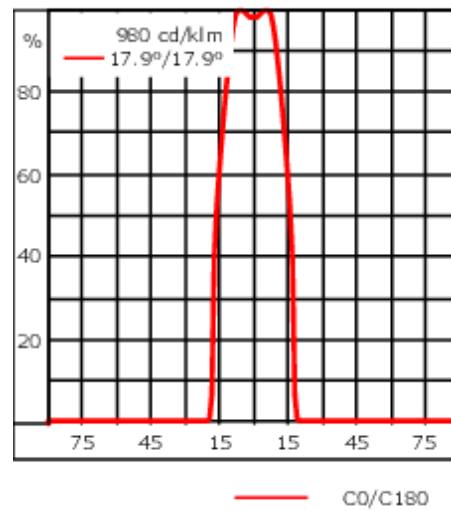
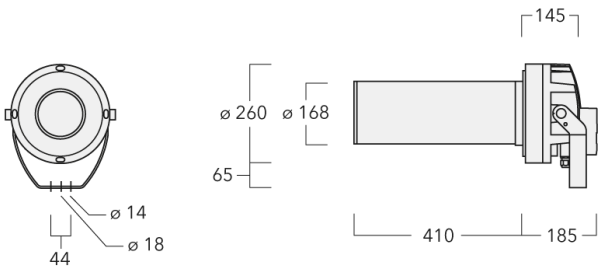
| | |
|--------------------|--|
| Weight | 11.10 kg |
| Light distribution | symmetric Gobo-Projector [GP] - max aperture angle |
| Light source | LED-FT-32W / 450 mA - 2200-6000 K |
| CRI | 80 |
| Power supply | EC |
| LEDs | 1 |
| Rated input power | 35 W |

Rated lumens (lm)

| | |
|-------------|-------|
| LED Lumen | 952.2 |
| Total Lumen | 952.2 |
| Ta | 25 |

Nominal Lumen (lm)

| | |
|-------------|------|
| LED Lumen | 4290 |
| Total Lumen | 4290 |
| Tc | 25 |



Specifications

Material description

| | |
|----------------------|--|
| Body | Marine-grade, die-cast aluminium alloy |
| Lens | Safety glass lens |
| Colours | <ul style="list-style-type: none"> RAL9004 Signal black RAL9007 Grey aluminium RAL7016 Anthracite grey RAL9016 Traffic white |
| Gasket | Silicone CCG® Controlled Compression Gasket |
| Fasteners | PCS Polymer Coated Stainless Steel Hardware |
| Ingress protection | IP66 |
| Impact resistance | IK07 |
| Corrosion resistance | 5CE |

Electrical description

| | |
|------------------|------|
| Driver / Ballast | DALI |
|------------------|------|

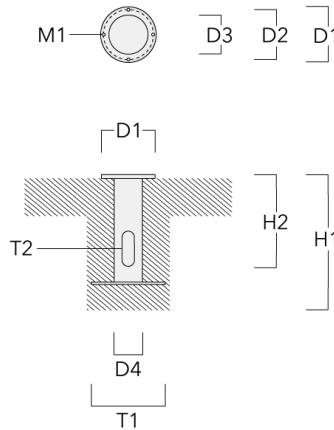
Additional information

| | |
|----------|---|
| Lifetime | Ta=25° L90B10 > 90000h |
| GOBO | Gobo outside diameter 86 mm, max. printable area d = 60 mm. WE-EF recommendation = d 48 mm. |

Mounting Accessories

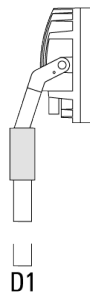
Planted root

| Description | Part ID | D1 | D2 | D3 | D4 | H1 | H2 | M1 | T1 | T2 | Weight (kg) |
|-------------------|-------------|-----|-----|----|----|-----|-----|----|-----|----------|-------------|
| Planted root ESV4 | 300-0461-AP | 150 | 130 | 60 | 89 | 400 | 350 | 8 | 200 | 50 x 100 | 3.85 |



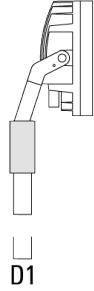
Spigot cap

| Description | Part ID | D1 | Weight (kg) | D |
|-------------|----------|--------|-------------|----------|
| KF1-60/M16 | 310-9120 | 60x100 | 2.00 | 60 x 100 |



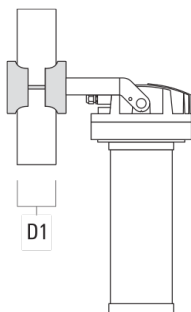
FLC230-TW LED [GP]

| Description | Part ID | D1 | Weight (kg) | D |
|-------------|----------|----------|-------------|----------|
| KF1-76/M16 | 310-9121 | 76 x 100 | 2.00 | 76 x 100 |



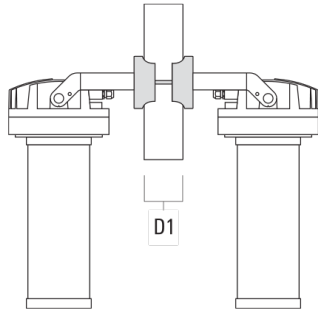
Pole clamp SP - Tiltable

| Description | Part ID | D1 | Weight (kg) | D |
|--------------------------------------|----------|-------|-------------|-------|
| Pole clamp SP1-M16, single (Ø 76-89) | 146-0242 | 76-89 | 1.30 | 76-89 |

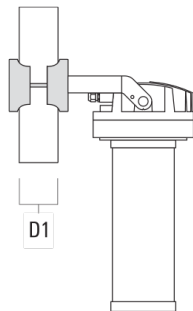


FLC230-TW LED [GP]

| Description | Part ID | D1 | Weight (kg) | D |
|--------------------------------------|----------|-------|-------------|---|
| Pole clamp SP2-M16, double (Ø 76-89) | 146-0244 | 76-89 | 1.50 | |



| | | | | |
|--------------------------------------|----------|-------|------|--|
| Pole clamp SP1-M16, single (Ø 38-60) | 146-0241 | 38-60 | 1.30 | |
|--------------------------------------|----------|-------|------|--|



| | | | | |
|--------------------------------------|----------|-------|------|--|
| Pole clamp SP2-M16, double (Ø 38-60) | 146-0243 | 38-60 | 1.50 | |
|--------------------------------------|----------|-------|------|--|

WE-EF LIGHTING (Thailand) Co., Ltd.

57 Moo 5, Kingkaew Rd., Bangplee, 10540 Samutprakarn - Phone: +66 2 738 96 20 - Fax: +66 2 738 96 29

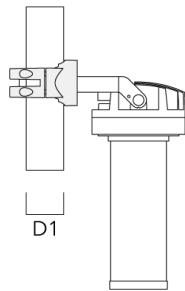
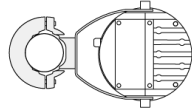
<https://we-ef.com/asia>

Subject to technical changes and errors. - Generated on 27/11/2024

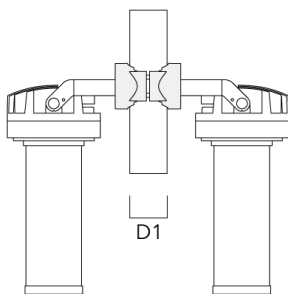
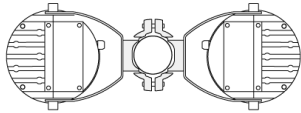
FLC230-TW LED [GP]

Pole clamp PC - Rotatable

| Description | Part ID | D1 | Weight (kg) |
|---|----------|-------|-------------|
| PC1 76-89/60 Pole clamp, single (Ø 76-89) | 139-2702 | 76-89 | 1.00 |

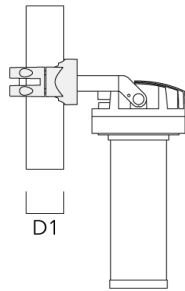
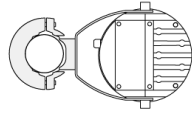


| | | | |
|---|----------|-------|------|
| PC2 76-89/60 Pole clamp, double (Ø 76-89) | 139-2703 | 76-89 | 1.00 |
|---|----------|-------|------|

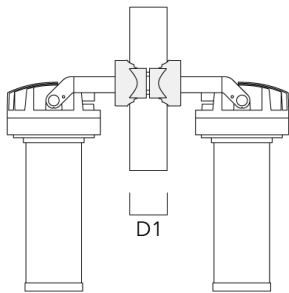
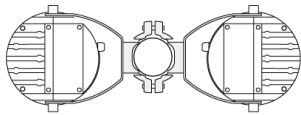


FLC230-TW LED [GP]

| Description | Part ID | D1 | Weight (kg) |
|---|----------|--------|-------------|
| PC1 82-109/60 Pole clamp, single (Ø 82-109) | 139-2704 | 82-109 | 1.10 |

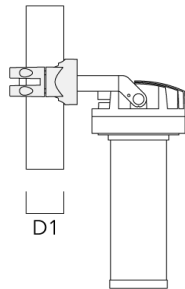
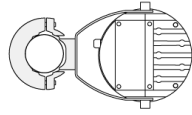


| | | | |
|---|----------|--------|------|
| PC2 82-109/60 Pole clamp, double (Ø 82-109) | 139-2705 | 82-109 | 1.10 |
|---|----------|--------|------|

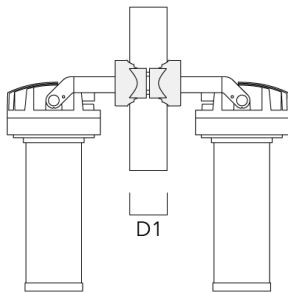
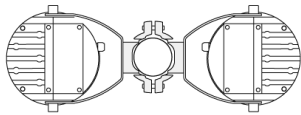


FLC230-TW LED [GP]

| Description | Part ID | D1 | Weight (kg) |
|--|----------|---------|-------------|
| PC1 102-114/60 Pole clamp, single (Ø 102-114) | 139-2706 | 102-114 | 1.20 |

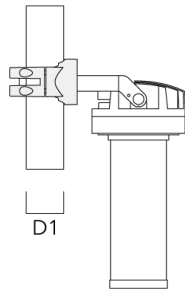
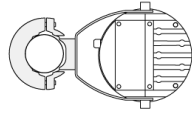


| | | | |
|--|----------|---------|------|
| PC2 102-114/60 Pole clamp, double (Ø 102-114) | 139-2707 | 102-114 | 1.20 |
|--|----------|---------|------|



FLC230-TW LED [GP]

| Description | Part ID | D1 | Weight (kg) |
|--|----------|---------|-------------|
| PC1 114-133/60 Pole clamp, single (Ø 114-133) | 139-2708 | 114-133 | 1.40 |



| | | | |
|--|----------|---------|------|
| PC2 114-133/60 Pole clamp, double (Ø 114-133) | 139-2709 | 114-133 | 1.40 |
|--|----------|---------|------|

