

FLC230 LED COLOR CHANGING GOBO PROJECTOR



Description

RGBW/RGBA Color Changer Profile Projector [GP] for projection of gobos on a surface.

Spherical/triple flat convex lens system. Aperture angle ranges from 16.6-18°.

Gobo size B. Gobo outside diameter 86 mm, max printable area d = 60 mm. WE-EF recommends d = 48 mm.

IP66. Class I. IK07. Marine-grade, die-cast aluminum alloy. 5CE superior corrosion protection including PCS hardware. Silicone CCG® Controlled Compression Gasket. Safety glass lens. One cable gland, second gland for through wiring on request. PMMA LED lens array. Integral driver, thermally separated. Factory-installed LED circuit board. RGBW/RGBA LED. DMX interface.

Color Boost technology: With Color Boost the targeted and selective control of individual channels or colors means that a higher power of the LEDs can be accessed than in total when all colors are simultaneously operated. The light output is thus maximized by targeted control of individual channels/colors.

| | |
|--------------------|--|
| Weight | 11.10 lb |
| Light distribution | symmetric Gobo-Projector [GP] - max aperture angle |
| Light source | LED-FT-44W/RGBW/4K |
| CRI | 20/80 |
| Power supply | electronic gear |
| LEDs | 1 |
| Rated input power | 46 W |

| Delivered lumens (lm) | |
|-----------------------|-------|
| LED Lumen | 813.4 |
| Total Lumen | 813.4 |
| Ta | 25 |

| Nominal Lumen (lm) | |
|--------------------|------|
| LED Lumen | 4420 |
| Total Lumen | 4420 |
| Tc | 25 |

WE-EF LIGHTING USA, LLC

410-D Keystone Drive, 15086 Warrendale, PA 15086 - Phone: +1 724 742 0030
customersupport.usa@we-ef.com - <https://we-ef.com/us>
Subject to technical changes and errors. - Generated on 08/14/2025

139-2996_max

we-ef

FLC230 LED COLOR CHANGING GOBO PROJECTOR

For the M20 cable gland for network- and DMX-connection, WE-EF recommends a multi-core cable for DMX and power, "Power PUR-SR 3x1.5 + DMX".

Specify product with 7 Digit product code - Finish Color. Accessories, such as mounting, optical, and electrical, must be specified separately.

Example: XXX-XXXX-9004 (Black)

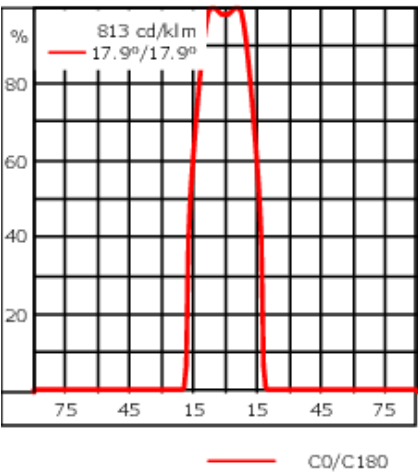
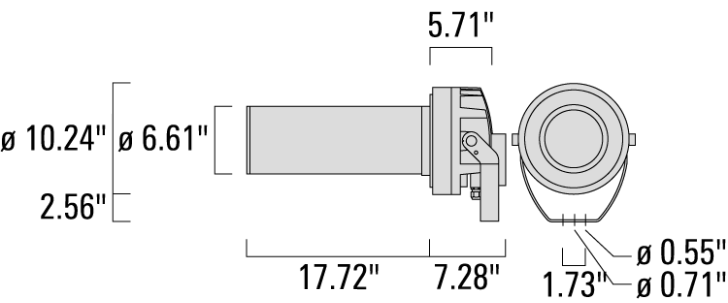
+ XXX-XXXX (Accessory 1)

WE-EF LIGHTING USA, LLC

410-D Keystone Drive, 15086 Warrendale, PA 15086 - Phone: +1 724 742 0030
customersupport.usa@we-ef.com - <https://we-ef.com/us>

Subject to technical changes and errors. - Generated on 08/14/2025

FLC230 LED COLOR CHANGING GOBO PROJECTOR



Specifications
Material description

| | |
|----------------------|---|
| Body | Marine-grade, die-cast aluminium alloy |
| Lens | Safety glass lens |
| Colors | <div><div></div> RAL9004 Black</div> <div><div></div> RAL9007 Grey Metallic</div> <div><div></div> RAL9016 White</div> <div><div></div> RAL8019 Dark Bronze</div> |
| Gasket | Silicone CCG® Controlled Compression Gasket |
| Fasteners | PCS Polymer Coated Stainless Steel Hardware |
| Ingress protection | IP66 |
| Impact resistance | IK07 |
| Corrosion resistance | 5CE |

FLC230 LED COLOR CHANGING GOBO PROJECTOR

Electrical description

| | |
|------------------|---|
| Power supply | Integral [ECG] electronic driver 120V-277V. |
| Driver / Ballast | DMX |
| Power factor | > 0.9 |
| Surge protection | Integral 10kV Surge Protector |

Additional information

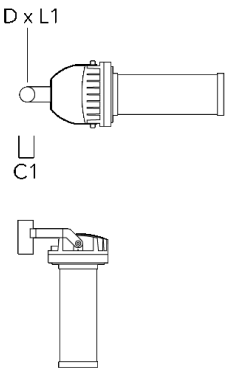
| | |
|----------|---|
| Lifetime | Ta=25°/40° L90B10 > 90000h |
| GOBO | Gobo outside diameter 86 mm, max. printable area d = 60 mm. WE-EF recommendation = d 48 mm. |
| Listings | ETL, UL-1598, CSA-C22.2#250.0. Suitable for Wet Locations. |

FLC230 LED COLOR CHANGING GOBO PROJECTOR

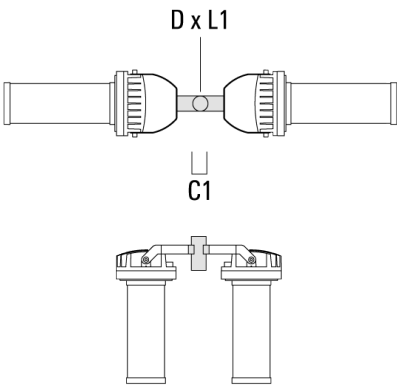
Mounting Accessories

Floodlight mounting bracket TA

| Description | Part ID | A | C1 | D × L1 | L | Weight (lb) | D × S |
|---|----------|---|------|----------|------|-------------|-----------|
| TA1 Mounting bracket, single (Ø 4.25 x 8) | 147-0096 | | 5.12 | 4.25 x 8 | 4.25 | 16.53 | 108 x 200 |

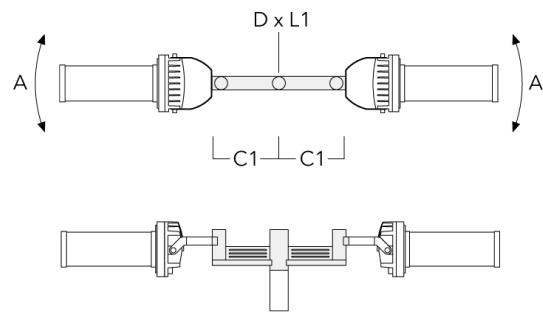


| | | | | | | | |
|--|----------|--|------|-------|------|------|----------|
| TA2 Mounting bracket, double (Ø 3 x 8) | 147-0024 | | 5.12 | 3 x 8 | 2.99 | 4.19 | 76 x 200 |
|--|----------|--|------|-------|------|------|----------|

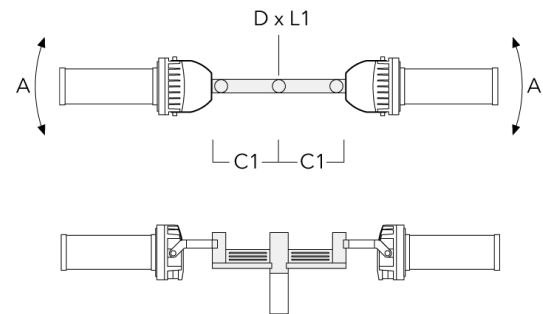


FLC230 LED COLOR CHANGING GOBO PROJECTOR

| Description | Part ID | A | C1 | D × L1 | L | Weight (lb) | D × S |
|---|----------|------|-------|----------|------|-------------|-----------|
| TA2-L Mounting bracket, double (Ø 4.25 x 8) | 147-0148 | ±90° | 16.54 | 4.25 x 8 | 4.25 | 44.53 | 108 x 200 |

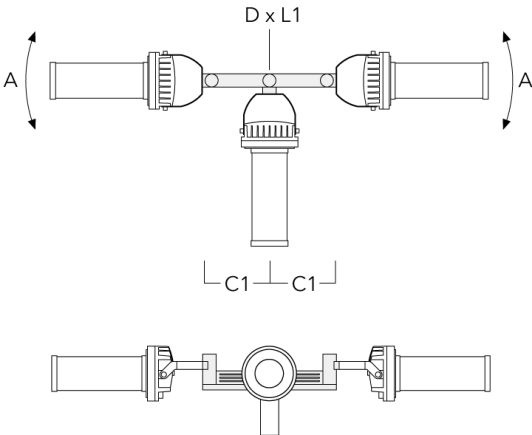


| | | | | | | | |
|--|----------|------|-------|-------|------|-------|----------|
| TA2-L Mounting bracket, double (Ø 3 x 8) | 147-0105 | ±90° | 16.54 | 3 x 8 | 2.99 | 35.49 | 76 x 200 |
|--|----------|------|-------|-------|------|-------|----------|

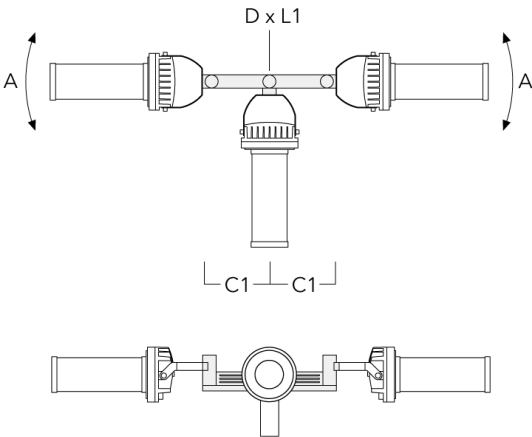


FLC230 LED COLOR CHANGING GOBO PROJECTOR

| Description | Part ID | A | C1 | D × L1 | L | Weight (lb) | D × S |
|---|----------|------|-------|----------|-----|-------------|----------|
| TA3 Mounting bracket, triple (Ø 3.50 x 8) | 147-0025 | ±90° | 25.59 | 3.50 x 8 | 3.5 | 39.46 | 89 x 200 |

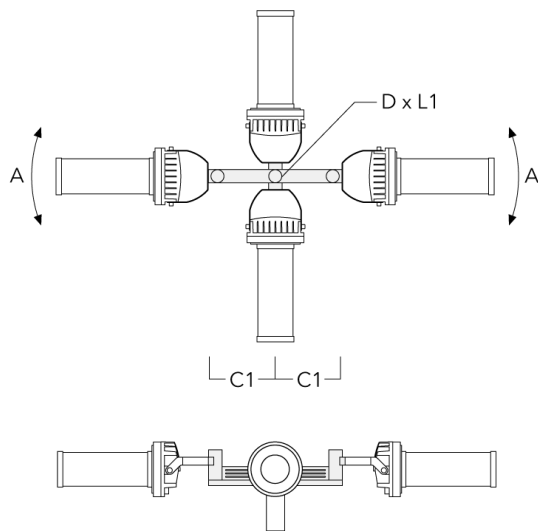


| | | | | | | | |
|---|----------|------|--------|----------|--|-----------|-----------|
| TA3 Mounting bracket, triple (Ø 4.25 x 8) | 147-0098 | ±90° | 25.59" | 4.25 x 8 | | 53.35 lbs | 108 x 200 |
|---|----------|------|--------|----------|--|-----------|-----------|

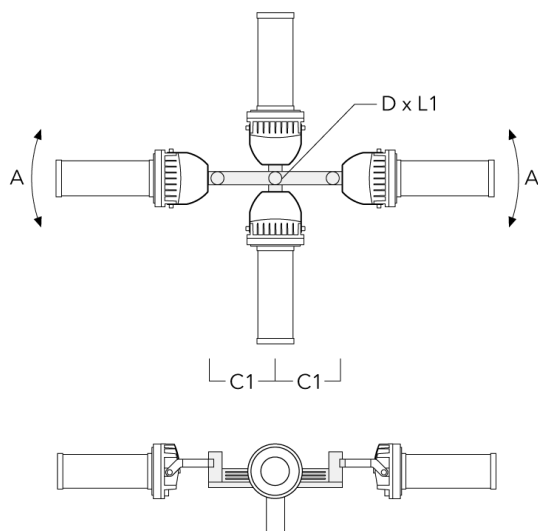


FLC230 LED COLOR CHANGING GOBO PROJECTOR

| Description | Part ID | A | C1 | D × L1 | L | Weight (lb) | D × S |
|---|----------|------|-------|----------|---|-------------|----------|
| TA4 Mounting bracket, quad (Ø 3.50 x 8) | 147-0099 | ±90° | 25.59 | 3.50 x 8 | | 45.86 lbs | 89 x 200 |



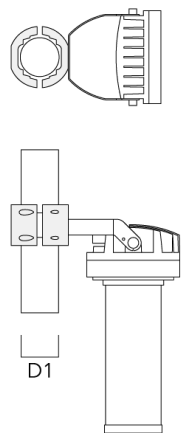
| | | | | | | | |
|---|----------|------|-----|----------|--|-------|-----------|
| TA4 Mounting bracket, quad (Ø 4.25 x 8) | 147-0100 | ±90° | 650 | 4.25 x 8 | | 53.00 | 108 x 200 |
|---|----------|------|-----|----------|--|-------|-----------|



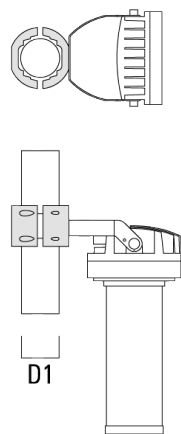
FLC230 LED COLOR CHANGING GOBO PROJECTOR

Pole clamp TS

| Description | Part ID | D1 | Weight (lb) | D |
|--|----------|----------|-------------|---------|
| TS1-2/M12 Pole clamp, single (Ø 4.0"-4.5") | 147-0526 | 4.0-4.50 | 3.53 | 102-114 |

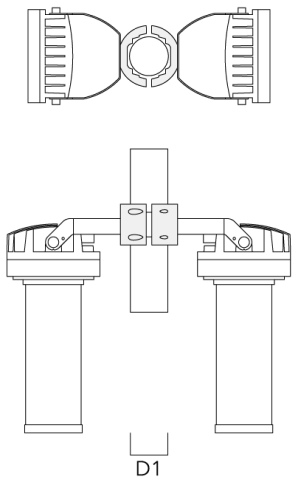


| | | | | |
|---|----------|---------|------|---------|
| TS1-2/M12 Pole clamp, single (Ø 4.5"-5.25") | 147-0544 | 114-133 | 3.75 | 114-133 |
|---|----------|---------|------|---------|

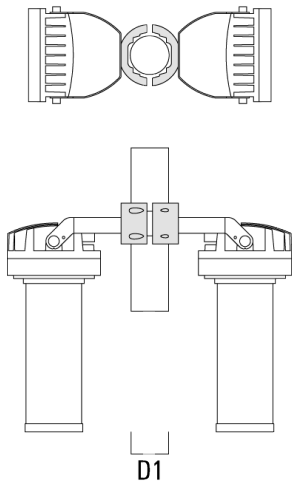


FLC230 LED COLOR CHANGING GOBO PROJECTOR

| Description | Part ID | D1 | Weight (lb) | D |
|--|----------|----------|-------------|---------|
| TS2-2/M16 Pole clamp, double (Ø 4.0"-4.5") | 147-0527 | 4.0-4.50 | 3.31 | 102-114 |

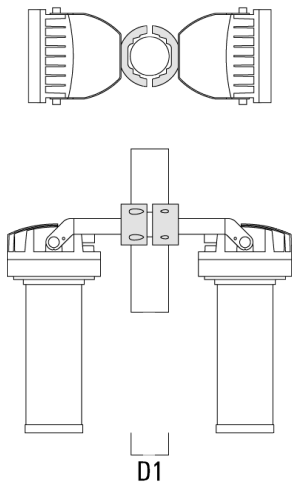


| | | | | |
|--|----------|-----------|----------|-------|
| TS2-2/M12 Pole clamp, double (Ø 3"-3.5") | 147-0545 | 3.0"-3.5" | 3.09 lbs | 76-89 |
|--|----------|-----------|----------|-------|

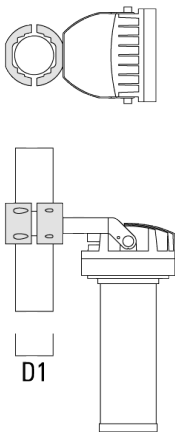


FLC230 LED COLOR CHANGING GOBO PROJECTOR

| Description | Part ID | D1 | Weight (lb) | D |
|---|----------|-----------|-------------|---------|
| TS2-2/M16 Pole clamp, double (Ø 4.5"-5.25") | 147-0546 | 4.50-5.25 | 3.53 | 114-133 |



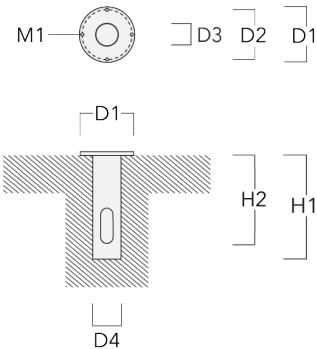
| | | | | |
|--|----------|----------|------|-------|
| TS1-2/M12 Pole clamp, single (Ø 3"-3.5") | 147-0543 | 3.0-3.50 | 3.31 | 76-89 |
|--|----------|----------|------|-------|



FLC230 LED COLOR CHANGING GOBO PROJECTOR

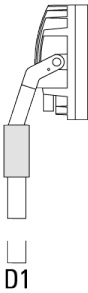
Planted root

| Description | Part ID | D1 | D2 | D3 | D4 | H1 | H2 | M1 | Weight (lb) |
|-------------------|----------|------|------|------|------|-------|-------|-----|-------------|
| Planted root ESV4 | 300-0461 | 5.71 | 5.12 | 2.36 | 3.50 | 15.75 | 13.78 | .31 | 8.44 |



Pole top caps KF

| Description | Part ID | D1 | D × L1 | Weight (lb) | D |
|----------------------------------|----------|------|----------|-------------|----------|
| KF16-60/M16 Spigot Cap (Ø 2.36") | 310-9120 | 2.36 | 2.36 x 4 | 4.4 lbs | 60 x 100 |



FLC230 LED COLOR CHANGING GOBO PROJECTOR

| Description | Part ID | D1 | D × L1 | Weight (lb) | D |
|---------------------------------|----------|----|--------|-------------|----------|
| KF16-76/M16 Spigot Cap (Ø 3.0") | 310-9121 | 3 | 3 x 4 | 1.10 lbs | 76 x 100 |



| | | | | | |
|---------------------------------|----------|------|---------|----------|----|
| KF16-89/M16 Spigot Cap (Ø 3.5") | 300-0734 | 3.50 | 3.5 x 3 | 1.10 lbs | 89 |
|---------------------------------|----------|------|---------|----------|----|



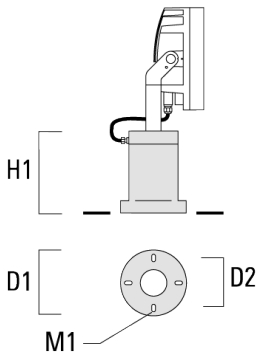
FLC230 LED COLOR CHANGING GOBO PROJECTOR

| Description | Part ID | D1 | D × L1 | Weight (lb) | D |
|-----------------------------------|----------|------|----------|-------------|-----|
| KF16-108/M16 Spigot Cap (Ø 4.25") | 300-0735 | 4.25 | 4.25 x 3 | 4.4 lbs | 108 |



Short post EM

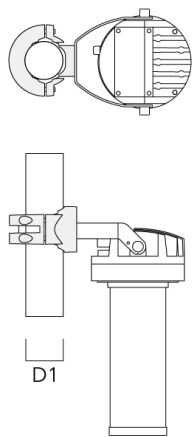
| Description | Part ID | D1 | D2 | H1 | M1 | Weight (lb) |
|-------------|----------|------|-------|----|-------|-------------|
| EM1-M16 AL | 270-0001 | 6.3" | 5.12" | 8" | 0.35" | 4.85 lbs |



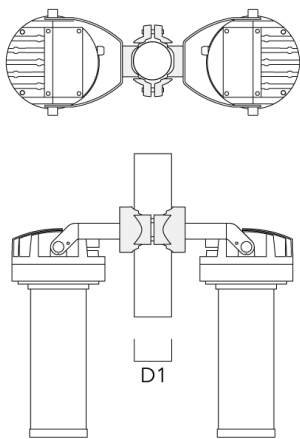
FLC230 LED COLOR CHANGING GOBO PROJECTOR

Pole clamp PC

| Description | Part ID | D1 | Weight (lb) |
|---|----------|----------|-------------|
| PC1 76-89/60 Pole clamp, single (Ø 3"-3.5") | 139-2702 | 3.0-3.50 | 2.20 |

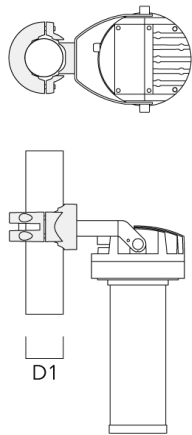


| | | | |
|---|----------|----------|------|
| PC2 76-89/60 Pole clamp, double (Ø 3"-3.5") | 139-2703 | 3.0-3.50 | 2.20 |
|---|----------|----------|------|



FLC230 LED COLOR CHANGING GOBO PROJECTOR

| Description | Part ID | D1 | Weight (lb) |
|--|----------|-----------|-------------|
| PC1 82-109/60 Pole camp, single (Ø 3.25"-4.3") | 139-2704 | 3.20-4.30 | 2.40 |

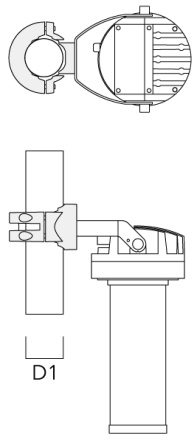


| | | | |
|--|----------|-----------|------|
| PC2 82-109/60 Pole clamp, double (Ø 3.25"-4.25") | 139-2705 | 3.20-4.30 | 2.40 |
|--|----------|-----------|------|



FLC230 LED COLOR CHANGING GOBO PROJECTOR

| Description | Part ID | D1 | Weight (lb) |
|--|----------|----------|-------------|
| PC1 102-114/60 Pole clamp, single (Ø 4"-4,5") | 139-2706 | 4.0-4.50 | 2.65 |

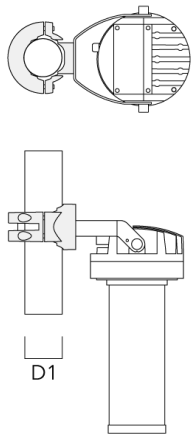


| | | | |
|--|----------|----------|------|
| PC2 102-114/60 Pole clamp, double (Ø 4"-4.5") | 139-2707 | 4.0-4.50 | 2.65 |
|--|----------|----------|------|



FLC230 LED COLOR CHANGING GOBO PROJECTOR

| Description | Part ID | D1 | Weight (lb) |
|---|----------|----------|-------------|
| PC1 114-133/60 Pole clamp, single (Ø 4.5"-5.25") | 139-2708 | 4.5-5.25 | 3.10 |



| | | | |
|---|----------|----------|------|
| PC2 114-133/60 Pole clamp, double (Ø 4.5"-5.25") | 139-2709 | 4.5-5.25 | 3.10 |
|---|----------|----------|------|

