



Description

IP55, Class I. IK10. Marine-grade, die-cast aluminium alloy. 5CE superior corrosion protection including PCS hardware. Polycarbonate lens. Silicone rubber gasket. Integral EC electronic converter. Advanced thermal management protects LEDs while optimising lumens output. Two cable entries.

Pre-installation blackout is recommended for mounting in concrete, available on request. Optional 2200 K version available. To be specified at time of ordering.

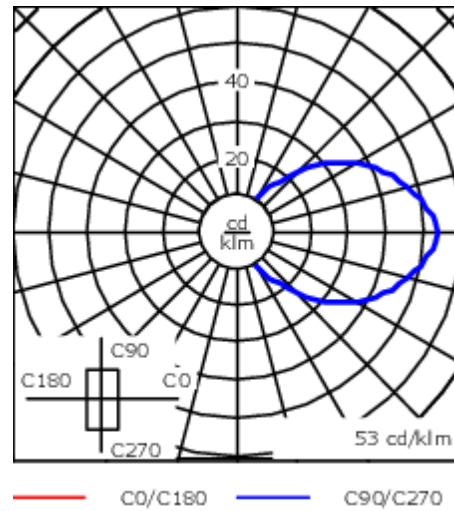
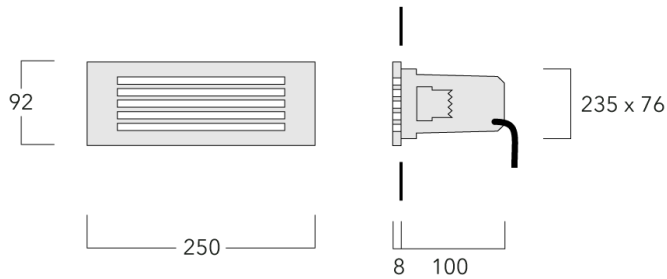
Weight	1.20 kg
Light distribution	diffused distribution
Light source	LED-6/6W / 350 mA - 3000 K
CRI	80
Power supply	EC
LEDs	6
Rated input power	7.5 W

Nominal Lumen (lm)

LED Lumen	155
Total Lumen	930
Tj	85

Rated lumens (lm)

LED Lumen	15.8
Total Lumen	94.9
Ta	25



Specifications

Material description

Body	Marine-grade, die-cast aluminium alloy
Lens	Polycarbonate lens
Colours	<div style="display: flex; align-items: center;"> <div style="width: 20px; height: 15px; background-color: black; margin-right: 5px;"></div> RAL9004 Signal black </div> <div style="display: flex; align-items: center; margin-top: 5px;"> <div style="width: 20px; height: 15px; background-color: grey; margin-right: 5px;"></div> RAL9007 Grey aluminium </div> <div style="display: flex; align-items: center; margin-top: 5px;"> <div style="width: 20px; height: 15px; background-color: darkgrey; margin-right: 5px;"></div> RAL7016 Anthracite grey </div> <div style="display: flex; align-items: center; margin-top: 5px;"> <div style="width: 20px; height: 15px; background-color: lightgrey; margin-right: 5px;"></div> RAL9016 Traffic white </div>
Gasket	Silicone rubber gasket
Fasteners	PCS hardware
Ingress protection	IP55
Impact resistance	IK10
Corrosion resistance	5CE

Electrical description

Power supply	220-240V / 50-60 Hz
Driver / Ballast	Integral EC electronic converter

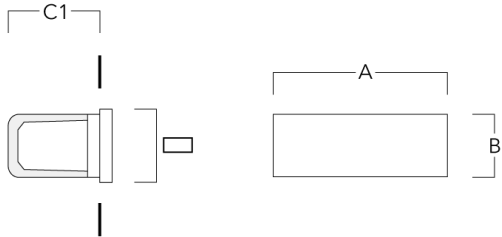
Additional information

Lifetime	Ta=25° L80B10 > 54000h
----------	------------------------

Mounting Accessories

Installation blackout

Description	Part ID	A	B	C1	C
Installation blackout BST25-I	133-0076	267	132	130	130



Installation blackout BST25-II	133-0078	267	132	140	140
--------------------------------	----------	-----	-----	-----	-----

