



**Description**

IP66. IK10. Marine-grade, die-cast aluminium alloy. 5CE superior corrosion protection including PCS hardware. Polycarbonate lens. Silicone rubber gasket.

Integral EC electronic converter. Advanced thermal management protects LEDs while optimising lumens output. Two cable entries. Optional 2200 K version available. To be specified at time of ordering.

Pre-installation blockout is recommended for mounting in concrete, available on request.

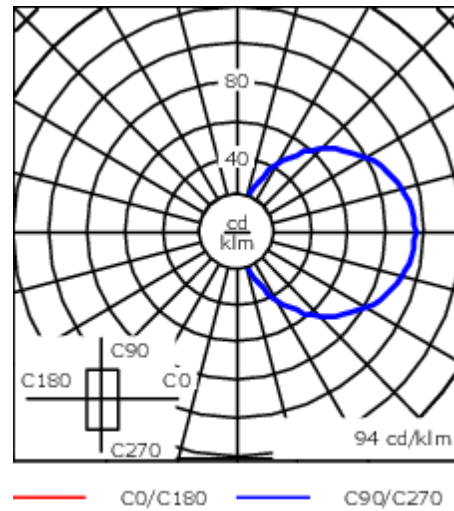
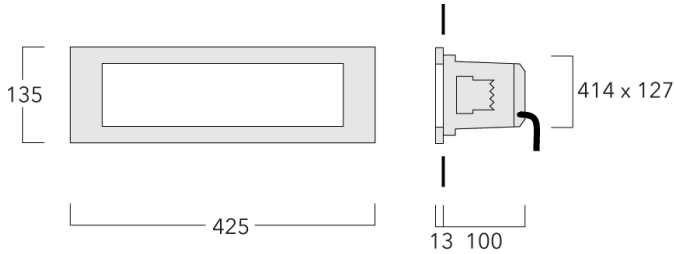
Weight	2.30 kg
Light distribution	diffused distribution
Light source	LED-9/21W / 500 mA - 3000 K
CRI	80
Power supply	EC
LEDs	9
Rated input power	24 W

**Nominal Lumen (lm)**

LED Lumen	324.4
Total Lumen	2920
Tj	85

**Rated lumens (lm)**

LED Lumen	89.2
Total Lumen	802.5
Ta	25



## Specifications

### Material description

Body	Marine-grade, die-cast aluminium alloy
Lens	Polycarbonate lens
Colours	<div style="display: flex; align-items: center;"> <div style="width: 20px; height: 15px; background-color: black; margin-right: 5px;"></div> <span>RAL9004 Signal black</span> </div> <div style="display: flex; align-items: center; margin-top: 5px;"> <div style="width: 20px; height: 15px; background-color: grey; margin-right: 5px;"></div> <span>RAL9007 Grey aluminium</span> </div> <div style="display: flex; align-items: center; margin-top: 5px;"> <div style="width: 20px; height: 15px; background-color: darkgrey; margin-right: 5px;"></div> <span>RAL7016 Anthracite grey</span> </div> <div style="display: flex; align-items: center; margin-top: 5px;"> <div style="width: 20px; height: 15px; background-color: lightgrey; margin-right: 5px;"></div> <span>RAL9016 Traffic white</span> </div>
Gasket	Silicone rubber gasket
Fasteners	PCS hardware
Ingress protection	IP66
Impact resistance	IK10
Corrosion resistance	5CE

### Electrical description

Power supply	220-240V / 50-60 Hz
Driver / Ballast	Integral EC electronic converter

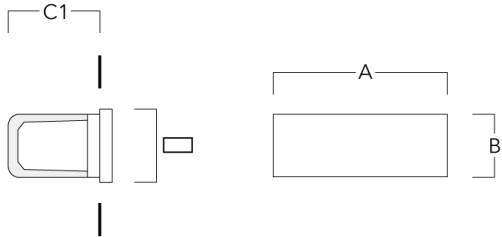
### Additional information

Lifetime	Ta=25° L80B10 > 54000h
----------	------------------------

**Mounting Accessories**

**Installation blackout**

Description	Part ID	A	B	C1	C
Installation blackout BST27-I	133-0217	447	157	125	130



Installation blackout BST27-II	133-0219	447	157	135	140
--------------------------------	----------	-----	-----	-----	-----

