



Description

IP66, Class I. IK10. Marine-grade, die-cast aluminium alloy, with polished stainless steel frame. 5CE superior corrosion protection including PCS hardware. Silicone rubber gasket. Polycarbonate main lens. Two cable entries. Factory installed LED circuit board. Integral EC electronic converter.

A pre-installation blockout is available and recommended for mounting in concrete walls. To be ordered separately.

Optional 2200 K version available. To be specified at time of ordering.

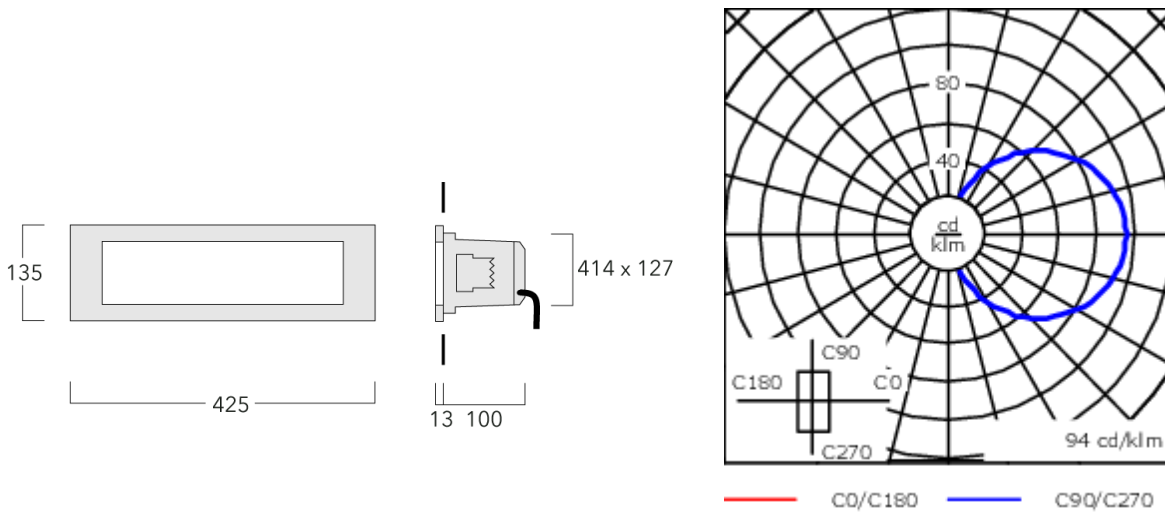
Weight	2.30 kg
Light distribution	diffused distribution
Light source	LED-9/21W / 500 mA - 3000 K
CRI	80
Power supply	EC
LEDs	9
Rated input power	24 W

Nominal Lumen (lm)

LED Lumen	324.4
Total Lumen	2920
Tj	85


Rated lumens (lm)

LED Lumen	89.2
Total Lumen	802.5
Ta	25



Specifications

Material description

Body	Marine-grade, die-cast aluminium alloy
Lens	Polycarbonate lens
Colours	 Stainless Steel
Gasket	Silicone rubber gasket
Fasteners	PCS Polymer Coated Stainless Steel Hardware (unpainted)
Ingress protection	IP66
Impact resistance	IK10
Corrosion resistance	5CE+Primer

Electrical description

Power supply	230V / 50 Hz
Driver / Ballast	Integral EC electronic converter

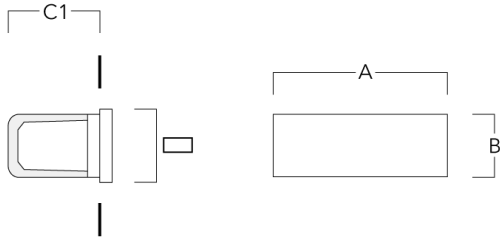
Additional information

Lifetime	Ta=40° L80B10 > 54000h
Warranty	The product is supplied with 10-year warranty. Please refer to the LED Warranty Statement located on www.we-ef.com for further details.

Mounting Accessories

Installation blackout

Description	Part ID	A	B	C1	C
Installation blackout BST27-I	133-0217	447	157	125	130



Installation blackout BST27-II	133-0219	447	157	135	140
--------------------------------	----------	-----	-----	-----	-----

