



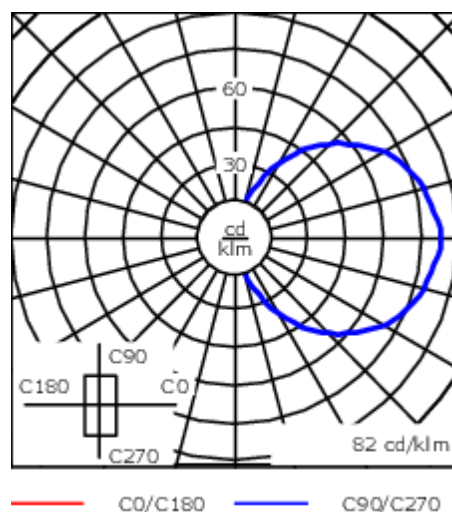
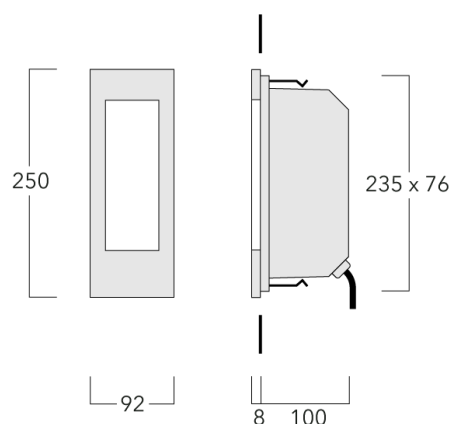
Description

IP55, Class I. Class II on request. IK10. Marine-grade, die-cast aluminium alloy, with polished stainless steel frame. 5CE superior corrosion protection including PCS hardware. Silicone rubber gasket. Polycarbonate main lens. Two cable entries. Factory installed LED circuit board. Integral EC electronic converter.

A pre-installation blackout is available and recommended for mounting in concrete walls. To be ordered separately.


Optional 2200 K version available. To be specified at time of ordering.

Weight	1.10 kg
Light distribution	diffused distribution
Light source	LED-6/6W / 350 mA - 4000 K
CRI	80
Power supply	EC
LEDs	6
Rated input power	7.5 W
Nominal Lumen (lm)	
LED Lumen	170
Total Lumen	1020
Tj	85
Rated lumens (lm)	
LED Lumen	40.1
Total Lumen	240.5
Ta	25



Specifications

Material description

Body	Marine-grade die-cast aluminium alloy
Lens	Polycarbonate lens
Colours	 Stainless Steel
Gasket	Silicone rubber gasket
Fasteners	PCS Polymer Coated Stainless Steel Hardware
Ingress protection	IP55
Impact resistance	IK10
Corrosion resistance	5CE

Electrical description

Power supply	220-240V / 50-60 Hz
Driver / Ballast	Integral EC electronic converter
Surge protection	1/2 kV

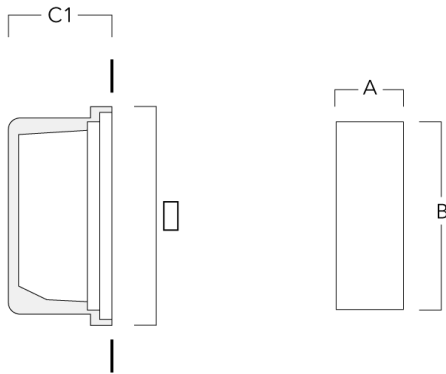
Additional information

Lifetime	Ta=25° L80B10 > 54000h
Energy efficiency class	C-D (Light source)

Mounting Accessories

Installation blackout

Description	Part ID	A	B	C1
Installation blackout BST25-II	133-0078	267	132	140



Installation blackout BST25-I	133-0076	267	132	130
-------------------------------	----------	-----	-----	-----

