



Description

IP66, Class I. IK07. Marine-grade, die-cast aluminium alloy. 5CE superior corrosion protection including PCS hardware. Safety glass lens, hinged. Silicone rubber gasket.

Integral EC electronic converter in thermally-separated compartment. Advanced thermal management protects LEDs while optimising lumens output. CAD-optimised optics for superior illumination and glare control. OLC® One LED Concept. Two cable entries. Optional 2200 K version available. To be specified at time of ordering.

Pre-installation blackout is recommended for mounting in cast concrete ceilings, available on request.

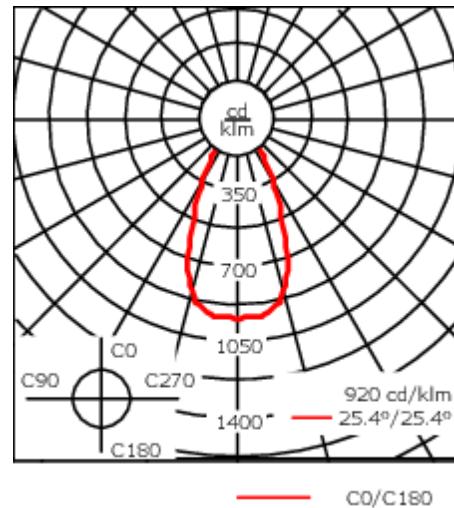
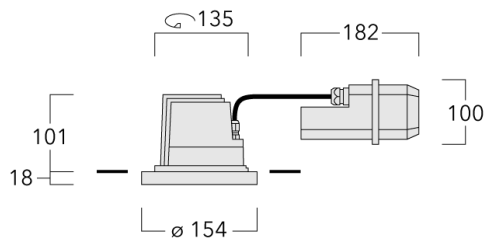
Weight	2.10 kg
Light distribution	symmetric, wide beam [B]
Light source	LED-12/24W / 700 mA - 3000 K
CRI	80
Power supply	EC
LEDs	12
Rated input power	27 W

Nominal Lumen (lm)

LED Lumen	290
Total Lumen	3480
Tj	85





Rated lumens (lm)

LED Lumen	225.8
Total Lumen	2709.2
Ta	25



Specifications

Material description

Body	Marine-grade, die-cast aluminium alloy
Lens	Safety glass lens, hinged
Colours	 RAL9004 Signal black  RAL9007 Grey aluminium  RAL7016 Anthracite grey  RAL9016 Traffic white
Gasket	Silicone rubber gasket
Fasteners	PCS hardware
Ingress protection	IP66
Impact resistance	IK07
Corrosion resistance	5CE

Electrical description

Power supply	220-240V / 50-60 Hz
Driver / Ballast	Integral EC electronic converter in thermally-separated compartment

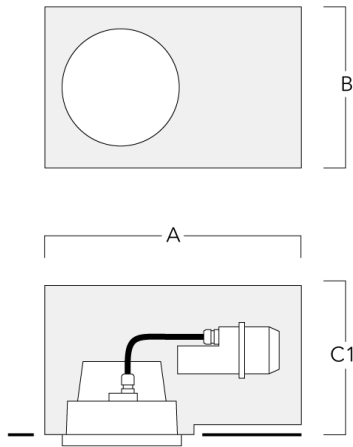
Additional information

Lifetime	Ta=25° L90B10 > 90000h
----------	------------------------

Mounting Accessories

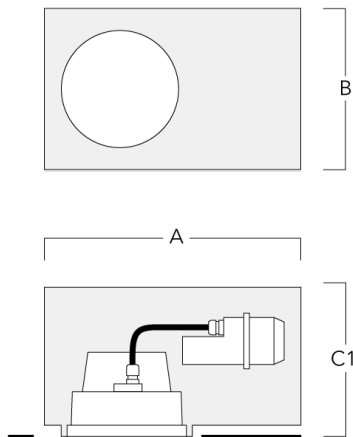
Installation blackout, proud

Description	Part ID	A	B	C1	C
Installation blackout BDO22-I	134-0797	383	200	209	195



Installation blackout, flush


Description	Part ID	A	B	C1	C
Installation blackout BDO22-II	134-1161	383	200	227	195



Optical Accessories

Flood lens

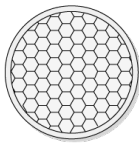
Description	Part ID	C1
Flood lens IO-360	134-1440	105



C1

Honeycomb louvre

Description	Part ID	C1
Honeycomb louvre IW	134-1444	105



C1

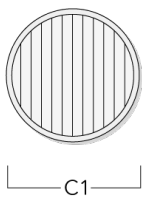
Wallwash lens

Description	Part ID	C1
Wallwash lens IO-20	134-1491	105



Linear spread lens

Description	Part ID	C1
Linear spread lens IO-180	134-1381	105



134-1332

DOC220 LED

we-ef

Control

DALI interface

Description	Part ID	C
DALI interface	430-0013	90
