



Description

IP66. Class I. IK07. Marine-grade, die-cast aluminum alloy. 5CE superior corrosion protection including PCS hardware. Silicone CCG® Controlled Compression Gasket. Safety glass lens, hinged. Two cable entries. CAD-optimized optics for superior illumination and glare control. Integral driver in thermally separated compartment. OLC® One LED Concept. Factory-installed LED circuit board. 0-10V Dimming comes standard with luminaire. Frame with safety catch.

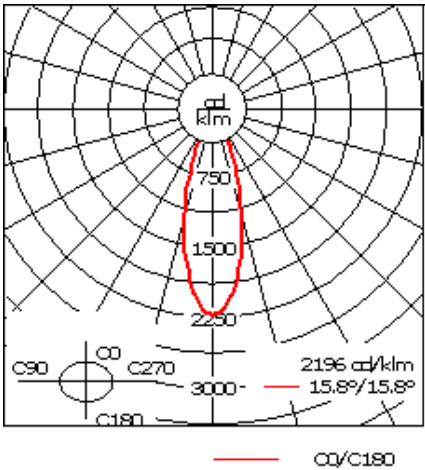
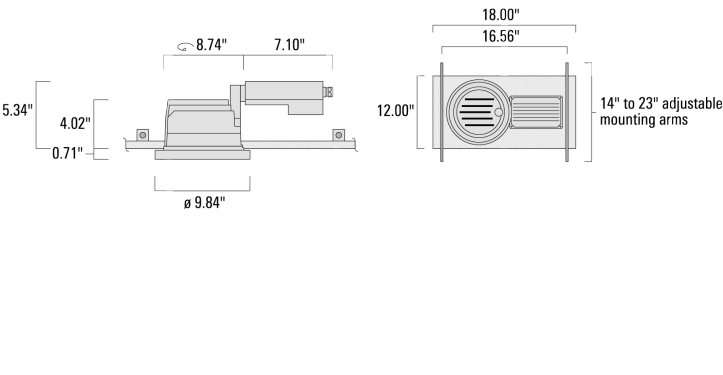
Suitable for installation in non-insulated ceiling. A pre-installation blockout, proud or flush, is available and recommended for mounting in concrete ceilings; to be ordered separately.

Specify product with 7 Digit product code - Finish Color. Accessories, such as mounting, optical, and electrical, must be specified separately.
Example: XXX-XXXX-9004 (Black)
+ XXX-XXXX (Accessory 1)

Weight	8.82 lb
Light distribution	symmetric, medium beam [M]
Light source	LED-24/48W / 700 mA - 3000 K
CRI	80
Power supply	electronic gear
LEDs	24
Rated input power	54 W

Nominal Lumen (lm)	
LED Lumen	290
Total Lumen	6960
Tj	85

Delivered lumens (lm)	
LED Lumen	252
Total Lumen	6047.2
Ta	25



Specifications
Material description

Body	Luminaire body and lens frame constructed in die cast aluminum.
Lens	Clear tempered glass lens.
Colors	<div><div></div> RAL9004 Black</div> <div><div></div> RAL9007 Grey Metallic</div> <div><div></div> RAL9016 White</div> <div><div></div> RAL8019 Dark Bronze</div>
Gasket	Silicone rubber gasket
Fasteners	PCS polymer coated stainless steel
Ingress protection	IP66
Impact resistance	IK07
Corrosion resistance	5CE superior corrosion protection system

Electrical description

Power supply	Integral [ECG] electronic driver 120V-277V. 0-10V dimmable, to be specified with order.
Driver / Ballast	Integral EC electronic converter in thermally-separated compartment

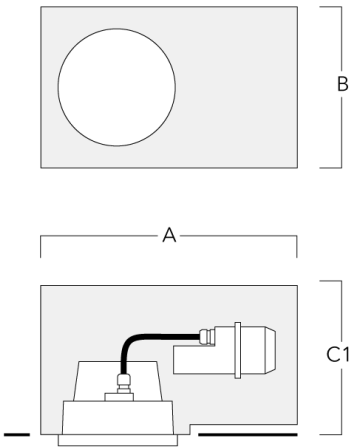
Additional information

Lifetime	Ta=25°/40° L90B10 > 90000h
Listings	ETL, UL-1598, CSA-C22.2#250.0. Suitable for Wet Locations.

Mounting Accessories

Installation blackout

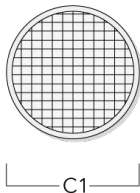
Description	Part ID	A	B	C1	C
Installation blackout BD024-I	134-0798	19.96"	12"	11.22"	270



Optical Accessories

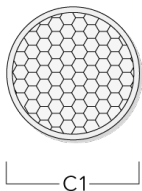
Softening Lens

Description	Part ID	C1
IO-360-DAC/DOC240-LED	134-1441	7.52



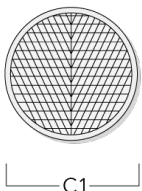
Honeycomb louvre

Description	Part ID	C1
IW-DOC24_LED	134-1445	7.52



Wallwash lens

Description	Part ID	C1
IO-20-WW-DAC/DOC240-LED	134-1492	7.52



Linear spread lens

Description	Part ID	C1
IO-180-DAC/DOC240-LED	134-1382	7.52

