

DAC220 LED



Description

IP65. Class I. IK07. Marine-grade, die-cast aluminum alloy. 5CE superior corrosion protection including PCS hardware. Silicone CCG® Controlled Compression Gasket. Safety glass lens, hinged. CAD-optimized optics for superior illumination and glare control. Integral driver in thermally separated compartment. OLC® One LED Concept. Factory-installed LED circuit board. 0-10V Dimming comes standard with luminaire. Frame with safety catch.

Suitable for installation over recessed junction box.

Specify product with 7 Digit product code - Finish Color. Accessories, such as mounting, optical, and electrical, must be specified separately.  
Example: XXX-XXXX-9004 (Black)  
+ XXX-XXXX (Accessory 1)

Weight	6.40 lb
Light distribution	symmetric, medium beam [M]
Light source	LED-12/24W / 700 mA - 3000 K
CRI	80
Power supply	electronic gear
LEDs	12
Rated input power	27 W

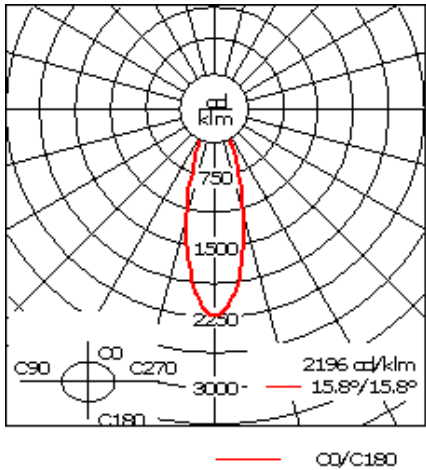
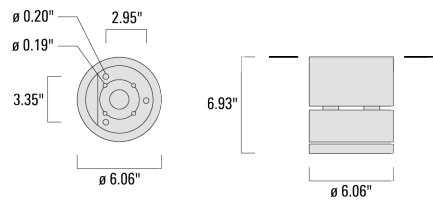
Nominal Lumen (lm)

LED Lumen	290
Total Lumen	3480
Tj	85

Delivered lumens (lm)

LED Lumen	249.9
Total Lumen	2998.6
Ta	25

DAC220 LED



Specifications  
Material description

Body	Marine-grade die-cast aluminium alloy
Colors	<div><div></div> RAL9004 Black</div> <div><div></div> RAL9007 Grey Metallic</div> <div><div></div> RAL9016 White</div> <div><div></div> RAL8019 Dark Bronze</div>
Gasket	Silicone rubber gasket
Fasteners	PCS Polymer Coated Stainless Steel Hardware
Ingress protection	IP65
Impact resistance	IK07
Corrosion resistance	5CE

Electrical description

Power supply	Integral [ECG] electronic driver 120V-277V. 0-10V dimmable, to be specified with order.
Driver / Ballast	Integral EC electronic converter in thermally-separated compartment

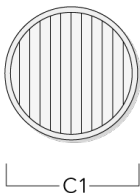
Additional information

Lifetime	Ta=25°/40° L90B10 > 90000h
Listings	ETL, UL-1598, CSA-C22.2#250.0. Suitable for Wet Locations.

Optical Accessories

Linear spread lens

Description	Part ID	C1
IO-180-DAC/DOC220-LED	134-1381	4.13



DAC220 LED

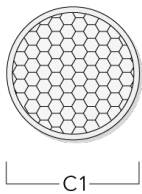
Softening Lens

Description	Part ID	C1
IO-360-DAC/DOC220-LED	134-1440	4.13



Honeycomb louvre

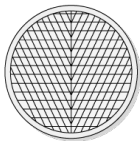
Description	Part ID	C1
IW-DOC22_LED	134-1444	4.13



DAC220 LED

Wallwash lens

Description	Part ID	C1
IO-20-WW-DAC/DOC220-LED	134-1491	4.13



C1