

Description

IP66. Marine-grade, die-cast aluminium alloy. 5CE superior corrosion protection + primer including PCS hardware. PMMA lens (DOR120) or safety glass lens (DOR130/DOR140). Silicone CCG® Controlled Compression Gasket. Luminaire is factory-sealed and does not need to be opened during installation.

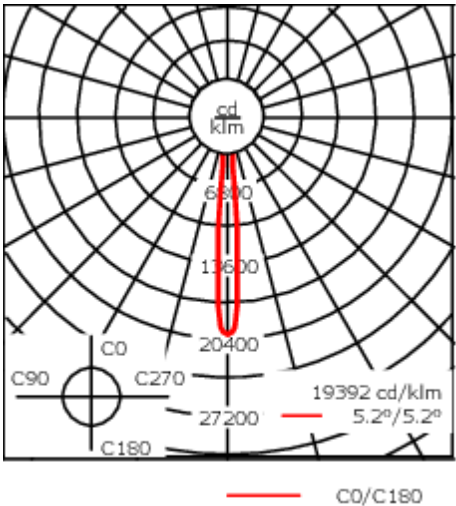
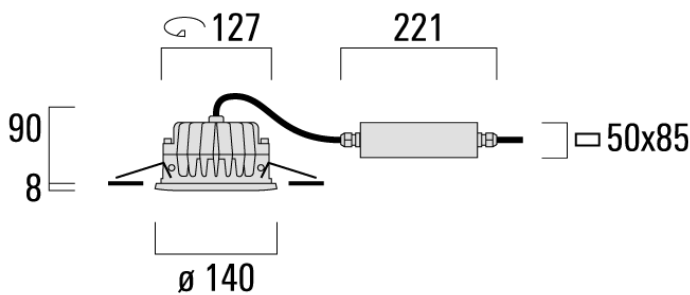
Integral EC electronic converter in thermally-separated compartment. Advanced thermal management protects LEDs while optimising lumens output. CAD-optimised optics for superior illumination and glare control. Two cable entries.

Pre-installation blackout is recommended for mounting in cast concrete ceilings available on request.

1-10 V analogue dimming or DALI interface (where applicable) available on request.

2700 K option available on request.

Weight	1.50 kg
Light distribution	symmetric, very narrow beam, sharp cut-off [EES]
Light source	LED-6/12W / 700 mA - 4000 K
CRI	80
Power supply	EC
LEDs	6
Rated input power	14.5 W
<b>Nominal Lumen (lm)</b>	
LED Lumen	310
Total Lumen	1860
Tj	85
<b>Rated lumens (lm)</b>	
LED Lumen	266
Total Lumen	1595.9
Ta	25



Specifications  
Material description

Body	Marine-grade, die-cast aluminium alloy
Lens	PMMA lens
Colours	<div><div></div> RAL9004 Signal black</div> <div><div></div> RAL9006 White aluminium</div> <div><div></div> RAL9007 Grey aluminium</div>
Gasket	Silicone CCG® Controlled Compression Gasket
Fasteners	PCS Polymer Coated Stainless Steel Hardware (unpainted)
Ingress protection	IP66
Impact resistance	IK08
Corrosion resistance	5CE+Primer

Electrical description

Power supply	230V / 50 Hz
Driver / Ballast	EC electronic converter in thermally-separated compartment

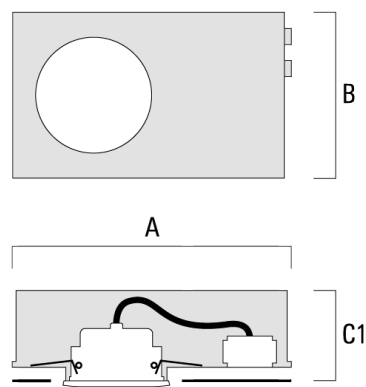
Additional information

Lifetime	Ta=40° L90B10 > 90000h
Warranty	The product is supplied with 10-year warranty. Please refer to the LED Warranty Statement located on <a href="http://www.we-ef.com">www.we-ef.com</a> for further details.

Mounting Accessories

Installation blackout

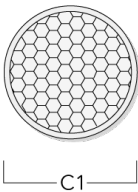
Description	Part ID	A	B	C1	C
Installation blackout BCR120-I	135-9000	310	300	117	235



Optical Accessories

Honeycomb louvre

Description	Part ID	C1
IW-FLC121-LED	145-0143	81



Colour filter

Description	Part ID
Colour filter IF	on request

