



Description

IP66, Class I. IK06. Marine-grade, die-cast aluminium alloy. 5CE superior corrosion protection + primer including PCS hardware. Safety glass lens. Silicone CCG_R_ Controlled Compression Gasket. Luminaire is factory-sealed and does not need to be opened during installation. Integral EC electronic converter in thermally separated compartment. Advanced thermal management protects LEDs while optimising lumens output. CAD-optimised optics for superior illumination and glare control. OLC_R_ One LED Concept.

Weight	2.40 kg
Light distribution	symmetric, very narrow beam, sharp cut-off [EES]
Light source	LED-6/12W / 700 mA - 3000 K
CRI	80
Power supply	EC
LEDs	6
Rated input power	14.5 W

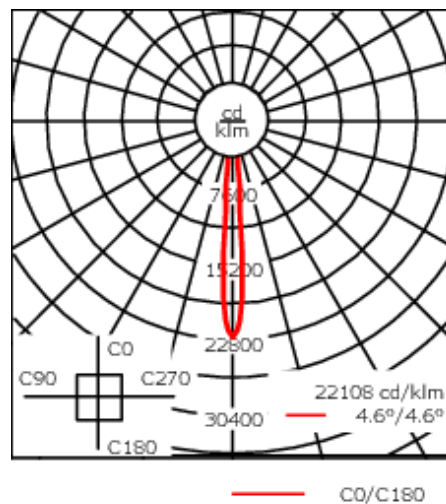
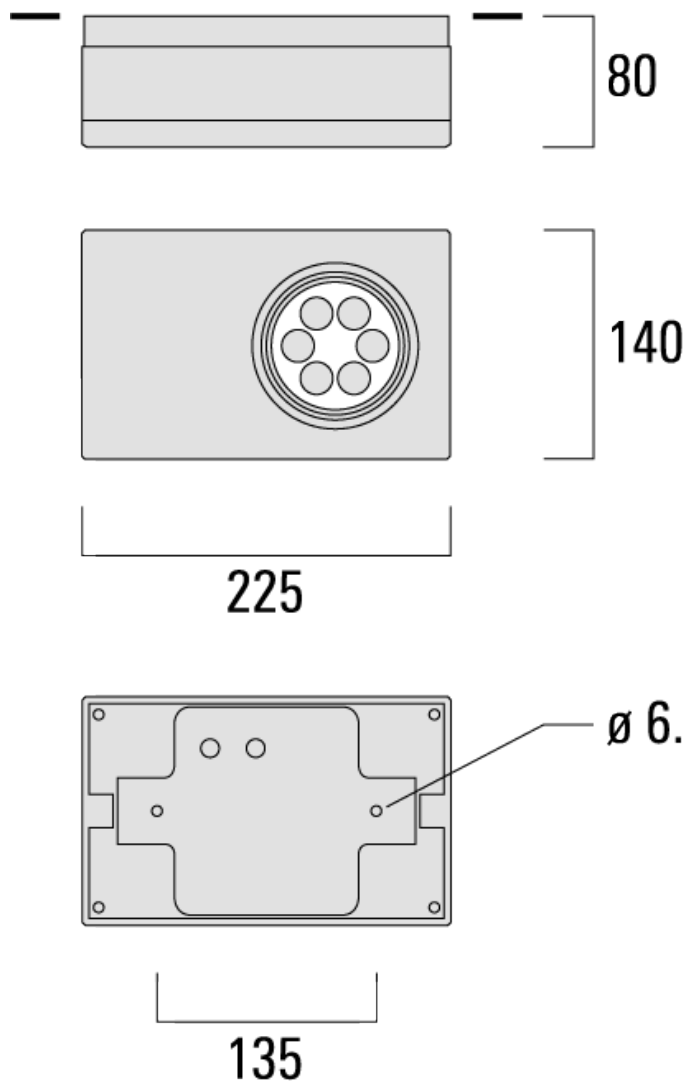
Nominal Lumen (lm)	
LED Lumen	290
Total Lumen	1740
Tj	85

Rated lumens (lm)	
LED Lumen	268.4
Total Lumen	1610.7
Ta	25

138-8997





we-ef

SBI120 LED



Specifications

Material description

Colours	 RAL9004 Signal black
	 RAL9006 White aluminium
	 RAL9007 Grey aluminium
	 RAL9016 Traffic white
Corrosion resistance	5CE+Primer

Electrical description

Additional information