



Description

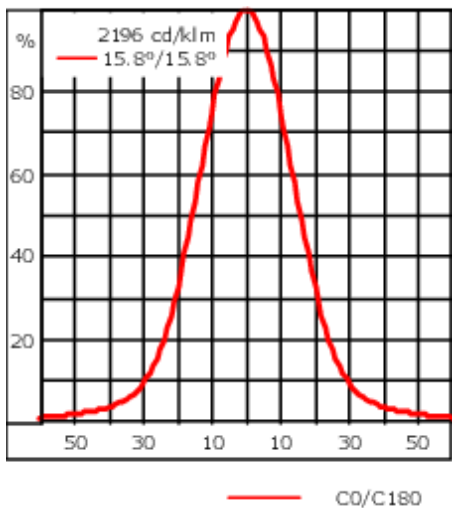
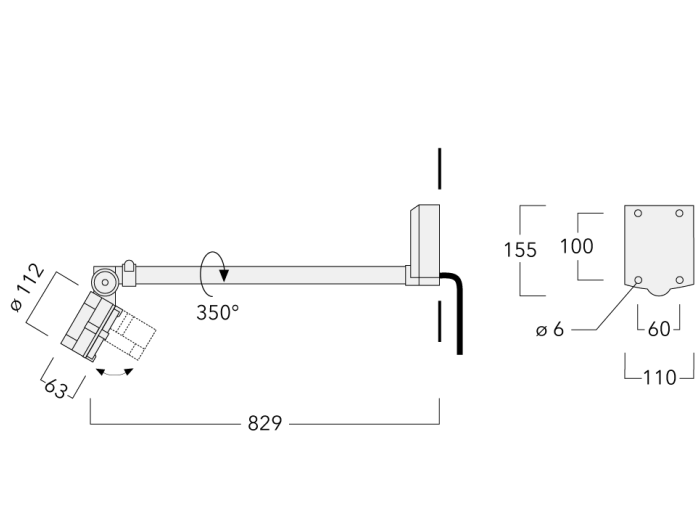
IP55, Class I. IK07. Marine-grade, all-aluminium construction. 5CE superior corrosion protection + primer including PCS hardware. Safety glass lens. Silicone CCG® Controlled Compression Gasket. Luminaire is factory-sealed and does not need to be opened during installation. Integral EC electronic converter in thermally-separated compartment. Advanced thermal management protects LEDs while optimising lumens output. CAD-optimised optics for superior illumination and glare control. OLC® One LED Concept. Two cable entries. Knuckle permits 350° horizontal and 180° vertical aiming of optics.

Weight	2.90 kg
Light distribution	symmetric, medium beam [M]
Light source	LED-6/12W / 700 mA - 4000 K
CRI	80
Power supply	EC
LEDs	6
Rated input power	14.5 W

Nominal Lumen (lm)	
LED Lumen	310
Total Lumen	1860
Tj	85

Rated lumens (lm)	
LED Lumen	269.3
Total Lumen	1616.1
Ta	25

FLC121 LED - Wall bracket



Specifications

Material description

Body	Marine-grade, die-cast aluminium alloy
Lens	Safety glass lens
Colours	<div><div></div> RAL9004 Signal black</div> <div><div></div> RAL9006 White aluminium</div> <div><div></div> RAL9007 Grey aluminium</div>
Gasket	Silicone CCG® Controlled Compression Gasket
Fasteners	PCS Polymer Coated Stainless Steel Hardware (unpainted)
Ingress protection	IP55
Impact resistance	IK07
Corrosion resistance	5CE+Primer

Electrical description

Power supply	230V / 50 Hz
Driver / Ballast	Integral EC electronic converter in thermally-separated compartment

Additional information

Lifetime	Ta=40° L90B10 > 90000h
Warranty	The product is supplied with 10-year warranty. Please refer to the LED Warranty Statement located on www.we-ef.com for further details.

WE-EF LIGHTING Pty Ltd

47 Tarnard Drive, 3195 Braeside, Victoria - Phone: +61 3 8587 0444 - Fax: +61 3 8587 0499
info.australia@we-ef.com - <https://we-ef.com/aus>
Subject to technical changes and errors. - Generated on 07/09/2025

145-0038

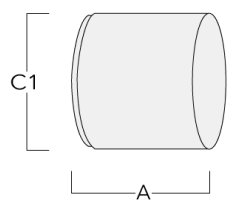


FLC121 LED - Wall bracket

Optical Accessories

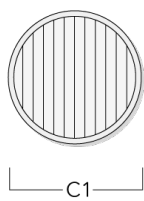
Snoot

Description	Part ID	A	C1
Snoot ET	145-0030	60	120



Linear spread lens

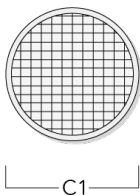
Description	Part ID	C1
IO-180-FLC121-LED	145-0050	81



FLC121 LED - Wall bracket

Surface wash lens

Description	Part ID	C1
IO-360-FLC121-LED	145-9390	81



Honeycomb louvre

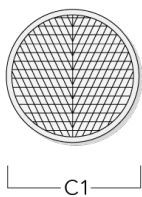
Description	Part ID	C1
IW-FLC121-LED	145-0143	81



FLC121 LED - Wall bracket

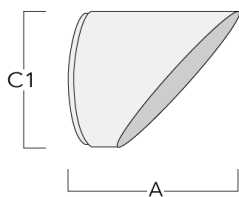
Wallwash lens

Description	Part ID	C1
IO-20-WW-FLC121-LED	145-0145	81



Glare shield

Description	Part ID	A	C1
Glare shield ES	145-9192	102	119



Linear louvre

Description	Part ID	C1
Linear louvre IL	145-9171	81

