

145-0118

FLC121 LED REMOTE



Description

IP66. Class I. IK07. Marine-grade, die-cast aluminum alloy. 5CE superior corrosion protection including PCS hardware. Silicone CCG® Controlled Compression Gasket. Safety glass lens. Remote driver & cable (to length) ordered separately. CAD-optimized optics for superior illumination and glare control. OLC® One LED Concept. Factory-installed LED circuit board. Luminaire is factory-sealed and does not need to be opened during installation.

Knuckle permits 350° horizontal and 90° vertical aiming of optics.

Specify product with 7 Digit product code - Finish Color. Accessories, such as mounting, optical, and electrical, must be specified separately.
Example: XXX-XXXX-9004 (Black)
+ XXX-XXXX (Accessory 1)

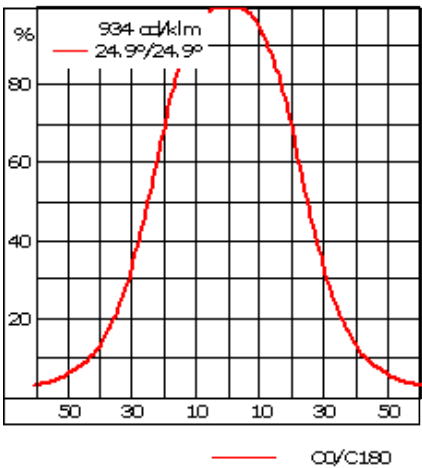
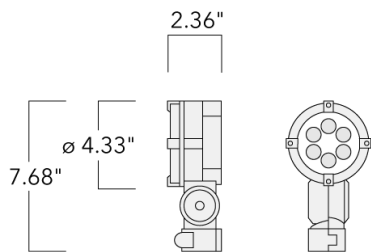
Weight	3.75 lb
Light distribution	symmetric, wide beam [W]
Light source	LED-6/12W / 700 mA - 4000 K
CRI	80
Power supply	electronic gear
LEDs	6
Rated input power	14.5 W

Nominal Lumen (lm)	
LED Lumen	310
Total Lumen	1860
Tj	85

Delivered lumens (lm)	
LED Lumen	240
Total Lumen	1440
Ta	25

145-0118

FLC121 LED REMOTE



Specifications

Material description

Body	Marine-grade die-cast aluminium alloy
Lens	Clear tempered glass lens
Colors	<div><div></div> RAL9004 Black</div> <div><div></div> RAL9007 Grey Metallic</div> <div><div></div> RAL9016 White</div> <div><div></div> RAL8019 Dark Bronze</div>
Gasket	Silicone rubber gasket
Fasteners	PCS Polymer Coated Stainless Steel hardware
Ingress protection	IP66
Impact resistance	IK07
Corrosion resistance	5CE

Electrical description

Power supply	120V-277V. 0-10V dimmable, to be specified with order. Ordered Separately
Driver / Ballast	Remote EC electronic converter (sold seperatly)
Surge protection	Integral 10kV Surge Protector

145-0118



FLC121 LED REMOTE

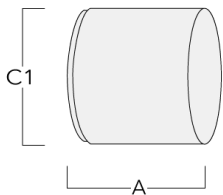
Additional information

Ambient Temperature	Ta less than 25 deg C
Listings	ETL, UL-1598, CSA-C22.2#250.0. Suitable for Wet Locations.

Optical Accessories

Snoot

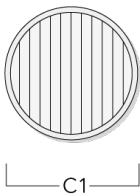
Description	Part ID	A	C1
Snoot ET	145-0030	2.36"	4.72"



FLC121 LED REMOTE

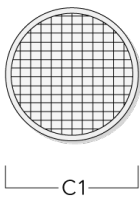
Linear spread lens

Description	Part ID	C1
IO-180-FLC121-LED	145-0050	3.19"



Softening Lens

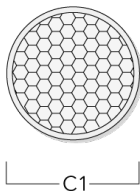
Description	Part ID	C1
IO-360-FLC121-LED	145-0142	3.20



FLC121 LED REMOTE

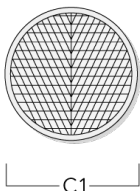
Honeycomb louvre

Description	Part ID	C1
IW-FLC121-LED	145-0143	3.20



Wallwash lens

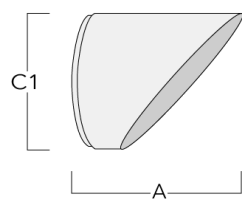
Description	Part ID	C1
IO-20-WW-FLC121-LED	145-0145	3.19"



FLC121 LED REMOTE

Glare shield

Description	Part ID	A	C1
Glare shield ES	145-9192	4.02	4.69



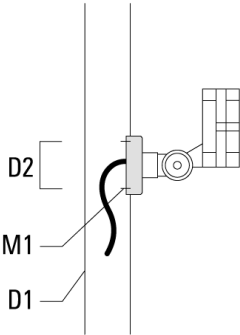
Mounting Accessories

Threaded Nipple

Description	Part ID	Weight (lb)
3/4 inch Threaded Nipple	145-6903	0.24
1/2 inch Threaded Nipple	145-6902	0.2

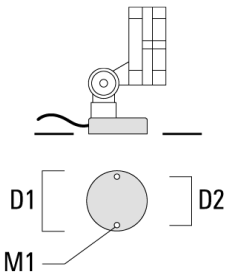
Flat surface and Column fitter

Description	Part ID	D1	D2	M1	Weight (lb)
Column fitter FLC100	145-9536	≥ 3.0	2.75	0.23	0.44 lbs



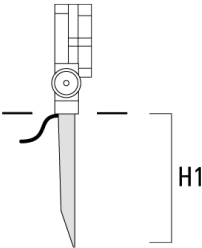
FLC121 LED REMOTE

Description	Part ID	D1	D2	M1	Weight (lb)
Flat surface fitter FLC100	145-9535	3.93	3.34	0.25	0.44



Ground spike EF

Description	Part ID	A	H1	Weight (lb)
Ground spike EF1	310-9102	10.63	10.62	2.64



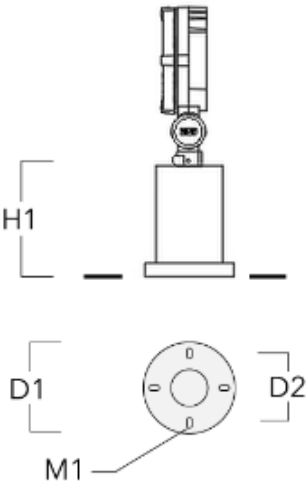
FLC121 LED REMOTE

Tree Strap Mounting System

Description	Part ID	Weight (lb)
FLC100 Tree Strap Mount	146-6200	0.84

Short post EM

Description	Part ID	D1	D2	H1	M1	Weight (lb)
EM1-2/M16	146-6950	6.3	5.12	7.87	0.35	3



FLC121 LED REMOTE

Electrical Accessories

REMOTE Driver

Description	Part ID	Additional information
FLC121 REMOTE Driver (1-2 Luminaires)	146-6900	
FLC121 REMOTE Driver (For 3-4 Luminaires)	146-6901	FLC121 IP67-Rated Driver