

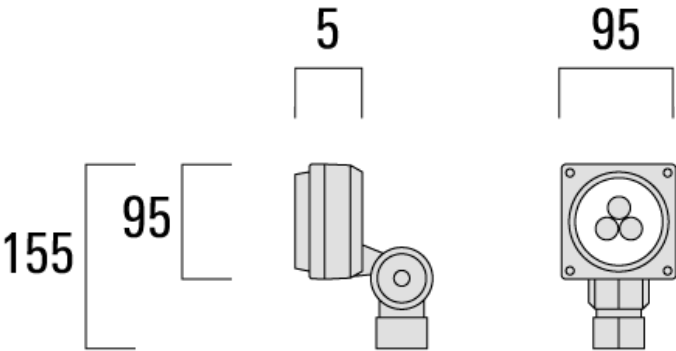
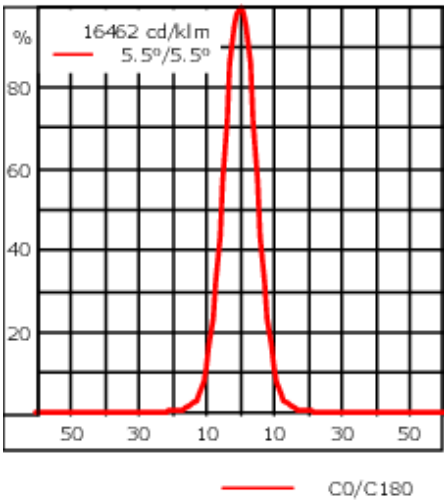


Description

IP66, Class I. IK07. Marine-grade, die-cast aluminium alloy. 5CE superior corrosion protection + primer including PCS hardware. Safety glass lens. Silicone CCG® Controlled Compression Gasket. Luminaire is factory-sealed and does not need to be opened during installation. Remote EC electronic converter. Advanced thermal management protects LEDs while optimising lumens output. CAD-optimised optics for superior illumination and glare control.
Mounting accessories to be ordered separately.

2700 K option available on request.

Weight	1.60 kg
Light distribution	symmetric, very narrow beam, sharp cut-off [EES]
Light source	LED-3/6W / 700 mA - 4000 K
CRI	80
Power supply	EC
LEDs	3
Rated input power	7.5 W
Nominal Lumen (lm)	
LED Lumen	310
Total Lumen	930
Tj	85
Rated lumens (lm)	
LED Lumen	249.7
Total Lumen	749
Ta	25



Specifications

Material description

Body	Marine-grade, die-cast aluminium alloy
Lens	Safety glass lens
Colours	<div><div></div> RAL9004 Signal black</div> <div><div></div> RAL9006 White aluminium</div> <div><div></div> RAL9007 Grey aluminium</div>
Gasket	Silicone CCG® Controlled Compression Gasket
Fasteners	PCS Polymer Coated Stainless Steel Hardware (unpainted)
Ingress protection	IP66
Impact resistance	IK07
Corrosion resistance	5CE+Primer

Electrical description

Driver / Ballast	Remote EC electronic converter
------------------	--------------------------------

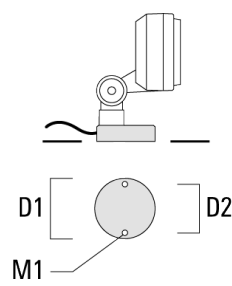
Additional information

Warranty	The product is supplied with 10-year warranty. Please refer to the LED Warranty Statement located on www.we-ef.com for further details.
----------	--

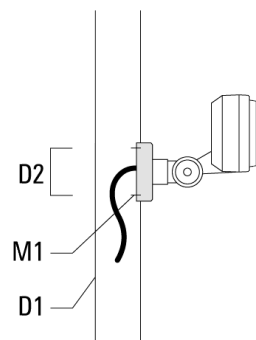
Mounting Accessories

Flat surface and Column fitter

Description	Part ID	D1	D2	M1	Weight (kg)
Flat surface fitter FLD100	145-9535	100	85	6.5	0.20

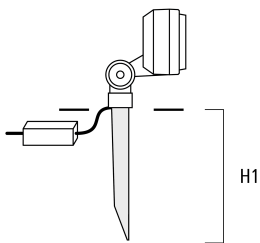


Column fitter FLD100	145-9536	≥ 76	70	6	0.20
----------------------	----------	------	----	---	------



Ground spike EF

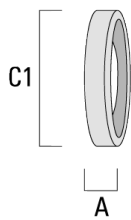
Description	Part ID	H1	Weight (kg)
Ground spike EF1	310-9102	270	1.20



Optical Accessories

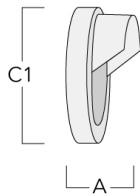
Optical Adaptor

Description	Part ID	A	C1
External optical adaptor EA	145-9830	53	91



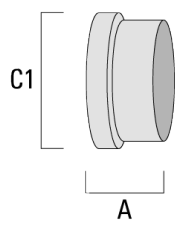
Glare shield

Description	Part ID	A	C1
Glare shield ES	145-9831	53	91



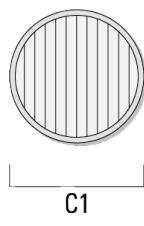
Snoot

Description	Part ID	A	C1
Snoot ET	145-9832	53	91




Linear spread lens

Description	Part ID	C1
EO-180-FLD111-LED	145-9833	68



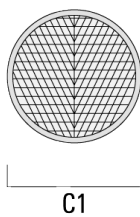
Surface wash lens

Description	Part ID	C1
EO-360-FLD111-LED	145-9834	68



Wallwash lens

Description	Part ID	C1
Wallwash lens IO-20	145-9846	71



Control

1-10 V analogue dimming interface

Description	Part ID	C
1-10 V analogue dimming interface	430-0011	90

DALI interface

Description	Part ID	Additional information
DALI interface	430-0013	<p>DALI variant. The luminaire is equipped with a DT6 Dali driver (Dali 2.0).</p> <p>Dali 2.0</p> <ul style="list-style-type: none">-Application controllers and Input devices defined-Single-masters and multi-masters allowed-Event priorities defined-Separate addressing & grouping from control gear <p>Note: Mixing Dali 1 and Dali 2.0 drivers can cause problems because the addressing and the command scope has changed!</p>