

146-0400

FLC131 LED POST

we-ef



Description

IP66. Class I. IK07. Marine-grade, die-cast aluminum alloy. 5CE superior corrosion protection including PCS hardware. Silicone CCG® Controlled Compression Gasket. Safety glass lens. CAD-optimized optics for superior illumination and glare control. Integral driver in thermally separated compartment. OLC® One LED Concept. Factory-installed LED circuit board. 0-10V Dimming comes standard with luminaire. Luminaire is factory-sealed and does not need to be opened during installation.

Specify product with 7 Digit product code - Finish Color. Accessories, such as mounting, optical, and electrical, must be specified separately.

Example: XXX-XXXX-9004 (Black).
+ XXX-XXXX (Accessory 1)

| | |
|--------------------|------------------------------|
| Weight | 5.50 lb |
| Light distribution | symmetric, medium beam [M] |
| Light source | LED-12/24W / 700 mA - 4000 K |
| CRI | 80 |
| Power supply | electronic gear |
| LEDs | 12 |
| Rated input power | 27 W |

Nominal Lumen (lm)

| | |
|-------------|------|
| LED Lumen | 310 |
| Total Lumen | 3720 |
| Tj | 85 |

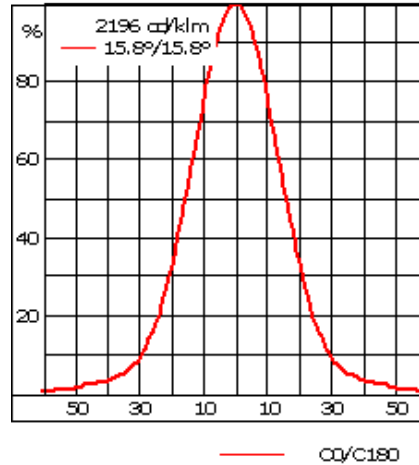
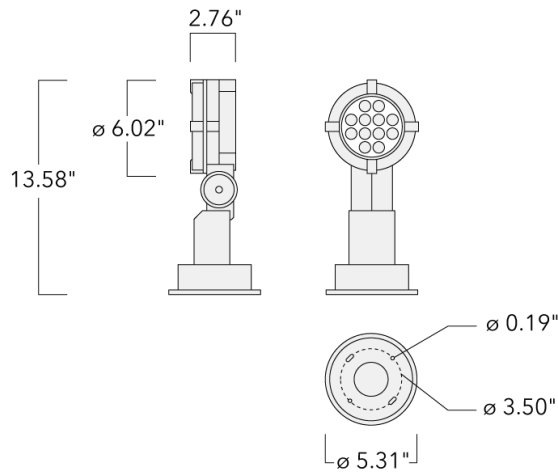
Rated lumens (lm)

| | |
|-------------|--------|
| LED Lumen | 267.1 |
| Total Lumen | 3205.4 |
| Ta | 25 |

WE-EF LIGHTING USA, LLC

410-D Keystone Drive, 15086 Warrendale, PA 15086 - Phone: +1 724 742 0030
customersupport.usa@we-ef.com - <https://we-ef.com/us>
Subject to technical changes and errors. - Generated on 11/23/2024

FLC131 LED POST



Specifications

Material description

| | |
|----------------------|---|
| Body | Marine-grade, die-cast aluminium alloy |
| Lens | Safety glass lens |
| Colors | <div style="display: flex; flex-direction: column; gap: 5px;"> <div> RAL9004 Black</div> <div> RAL9007 Grey Metallic</div> <div> RAL9016 White</div> <div> RAL8019 Dark Bronze</div> </div> |
| Gasket | Silicone rubber gasket |
| Fasteners | PCS polymer coated stainless steel |
| Ingress protection | IP66 |
| Impact resistance | IK07 |
| Corrosion resistance | 5CE |
| Windage | 0.041 m ² |

Electrical description

| | |
|------------------|---|
| Power supply | Integral [ECG] electronic driver 120V-277V. 0-10V dimmable, to be specified with order. |
| Driver / Ballast | Integral EC electronic converter in thermally-separated compartment. |

WE-EF LIGHTING USA, LLC

410-D Keystone Drive, 15086 Warrendale, PA 15086 - Phone: +1 724 742 0030
 customersupport.usa@we-ef.com - <https://we-ef.com/us>
 Subject to technical changes and errors. - Generated on 11/23/2024

146-0400

we-ef

FLC131 LED POST

Additional information

Lifetime Ta=25°/40° L90B10 > 90000h

Listings ETL, UL-1598, CSA-C22.2#250.0. Suitable for Wet Locations.

WE-EF LIGHTING USA, LLC

410-D Keystone Drive, 15086 Warrendale, PA 15086 - Phone: +1 724 742 0030

customersupport.usa@we-ef.com - <https://we-ef.com/us>

Subject to technical changes and errors. - Generated on 11/23/2024

146-0400

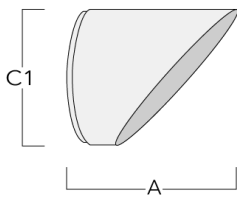
we-ef

FLC131 LED POST

Optical Accessories

Glare shield

| Description | Part ID | A | C1 |
|-----------------|----------|------|------|
| Glare shield ES | 146-0156 | 4.33 | 3.94 |



WE-EF LIGHTING USA, LLC

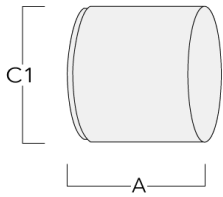
410-D Keystone Drive, 15086 Warrendale, PA 15086 - Phone: +1 724 742 0030
customersupport.usa@we-ef.com - <https://we-ef.com/us>

Subject to technical changes and errors. - Generated on 11/23/2024

FLC131 LED POST

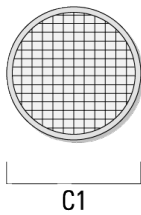
Snoot

| Description | Part ID | A | C1 |
|-------------|----------|------|------|
| Snoot ET | 146-0397 | 3.76 | 4.96 |



Softening Lens

| Description | Part ID | C1 |
|-------------|----------|-------|
| IO-360 | 146-0623 | 4.33" |



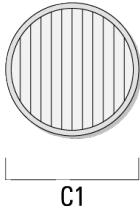
146-0400

we-ef

FLC131 LED POST

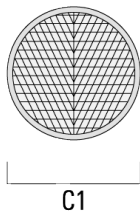
Linear spread lens

| Description | Part ID | C1 |
|-------------------|----------|------|
| IO-180-FLC131-LED | 146-0418 | 4.30 |



Wallwash lens

| Description | Part ID | C1 |
|---------------------|----------|------|
| IO-20-WW-FLC131-LED | 146-0645 | 4.33 |



WE-EF LIGHTING USA, LLC

410-D Keystone Drive, 15086 Warrendale, PA 15086 - Phone: +1 724 742 0030
customersupport.usa@we-ef.com - <https://we-ef.com/us>
Subject to technical changes and errors. - Generated on 11/23/2024

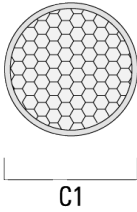
146-0400

we-ef

FLC131 LED POST

Honeycomb louvre

| Description | Part ID | C1 |
|---------------|----------|------|
| IW-FLC131-LED | 146-0625 | 4.33 |



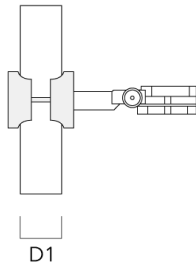
WE-EF LIGHTING USA, LLC

410-D Keystone Drive, 15086 Warrendale, PA 15086 - Phone: +1 724 742 0030
customersupport.usa@we-ef.com - <https://we-ef.com/us>
Subject to technical changes and errors. - Generated on 11/23/2024

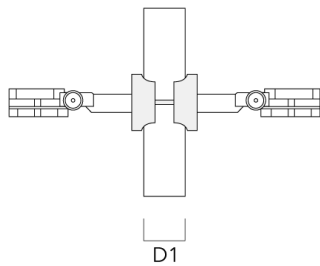
Mounting Accessories

Pipe clamp SP

| Description | Part ID | D1 | M1 | Weight (lb) | D |
|---|----------|-------|----|-------------|-------|
| SP1-2/M8 Pipe clamp, single (Ø 3"-3.5") | 146-0246 | 3-3.5 | | 1.20 | 76-89 |



| | | | | | |
|--|----------|-------------|-----|----------|-------|
| SP2-2/M8 Pipe clamp, double (Ø 1.5"-2.36") | 146-0247 | 1.50"-2.36" | .35 | 2.20 lbs | 38-66 |
|--|----------|-------------|-----|----------|-------|



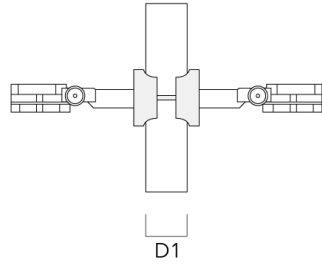
WE-EF LIGHTING USA, LLC

410-D Keystone Drive, 15086 Warrendale, PA 15086 - Phone: +1 724 742 0030
customersupport.usa@we-ef.com - <https://we-ef.com/us>
Subject to technical changes and errors. - Generated on 11/23/2024

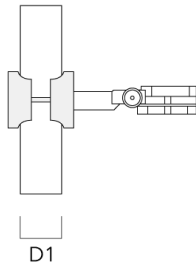
146-0400

FLC131 LED POST

| Description | Part ID | D1 | M1 | Weight (lb) | D |
|---|----------|-----------|----|-------------|-------|
| SP2-2/M8 Pipe clamp, double (Ø 3"-3.5") | 146-0248 | 3.0"-3.5" | | 2.65 lbs | 76-89 |



| | | | | |
|--|----------|-------|---|-------|
| SP1-2/M8 Pipe clamp, single (Ø 1.5"-2.36") | 146-0245 | 38-60 | 1 | 38-66 |
|--|----------|-------|---|-------|



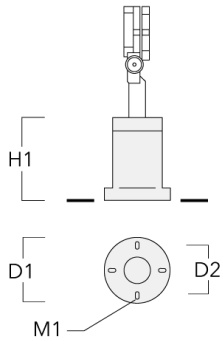
WE-EF LIGHTING USA, LLC

410-D Keystone Drive, 15086 Warrendale, PA 15086 - Phone: +1 724 742 0030
customersupport.usa@we-ef.com - <https://we-ef.com/us>
Subject to technical changes and errors. - Generated on 11/23/2024

FLC131 LED POST

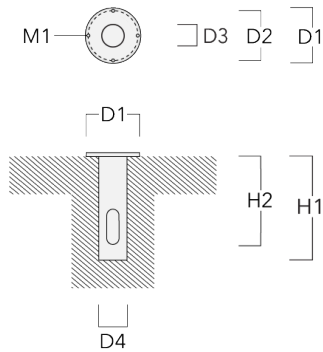
Short post EM

| Description | Part ID | D1 | D2 | H1 | M1 | Weight (lb) |
|-------------|----------|-----|------|------|------|-------------|
| EM1-2/M8 | 146-0253 | 6.3 | 5.12 | 7.87 | 0.35 | 3.00 |



Planted root

| Description | Part ID | D1 | D2 | D3 | D4 | H1 | H2 | M1 | Weight (lb) |
|-------------------|----------|------|------|------|------|-------|-------|-----|-------------|
| Planted root ESV4 | 300-0461 | 5.71 | 5.12 | 4.01 | 4.25 | 15.75 | 13.78 | .31 | 15.50 |



FLC131 LED POST

Junction box JB1

| Description | Part ID | D1 | D2 | M1 | Weight (lb) |
|------------------|----------|------|------|------|-------------|
| JB1 Junction box | 310-9000 | 5.31 | 2.64 | 0.35 | 3.53 |

