

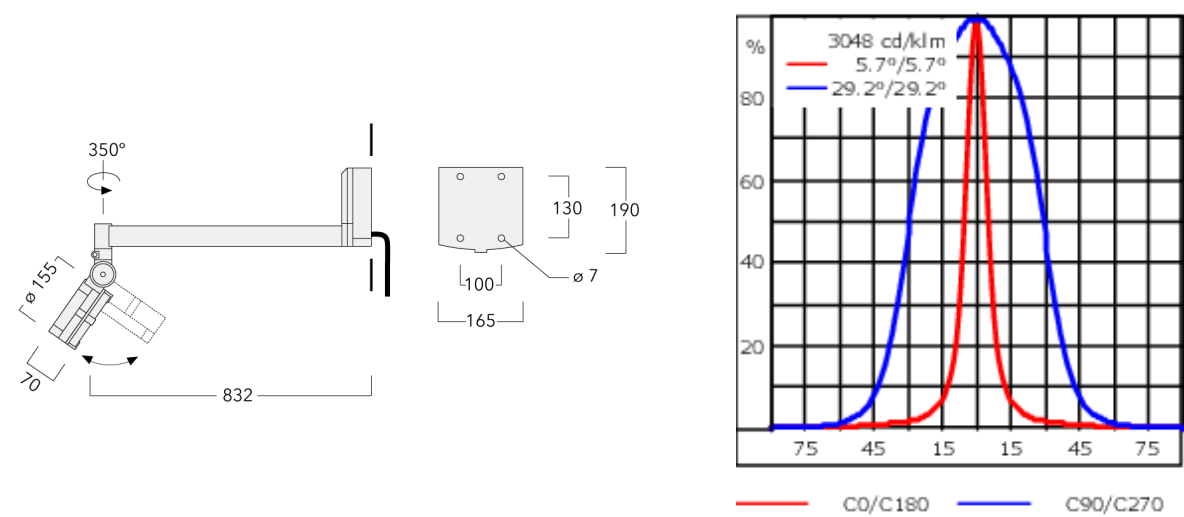


Description

IP66, Class I. IK07. Marine-grade, all-aluminium construction. 5CE superior corrosion protection + primer including PCS hardware. Safety glass lens. Silicone CCG® Controlled Compression Gasket. Luminaire is factory-sealed and does not need to be opened during installation. Integral EC electronic converter in thermally-separated compartment. Advanced thermal management protects LEDs while optimising lumens output. CAD-optimised optics for superior illumination and glare control. OLC® One LED Concept. Two cable entries. Knuckle permits 350° horizontal and 180° vertical aiming of optics.

Weight	4.50 kg
Light distribution	linear spread, very narrow beam, sharp cut-off [EES]
Light source	LED-12/24W / 700 mA - 3000 K
CRI	80
Power supply	EC
LEDs	12
Rated input power	27 W
Nominal Lumen (lm)	
LED Lumen	290
Total Lumen	3480
Tj	85
Rated lumens (lm)	
LED Lumen	238.8
Total Lumen	2865.9
Ta	25

FLC131 LED - Wall bracket



Specifications

Material description

Body	Marine-grade, die-cast aluminium alloy
Lens	Safety glass lens
Colours	<div><div></div> RAL9004 Signal black</div> <div><div></div> RAL9006 White aluminium</div> <div><div></div> RAL9007 Grey aluminium</div>
Gasket	Silicone CCG® Controlled Compression Gasket
Fasteners	PCS Polymer Coated Stainless Steel Hardware (unpainted)
Ingress protection	IP66
Impact resistance	IK07
Corrosion resistance	5CE+Primer

Electrical description

Power supply	230V / 50 Hz
Driver / Ballast	Integral EC electronic converter in thermally-separated compartment

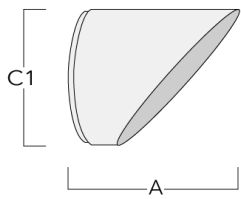
Additional information

Lifetime	Ta=40° L90B10 > 90000h
Warranty	The product is supplied with 10-year warranty. Please refer to the LED Warranty Statement located on <a href="http://www.we-ef.com">www.we-ef.com</a> for further details.

Optical Accessories

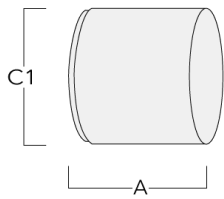
Glare shield

Description	Part ID	A	C1
Glare shield ES	146-0156	110	100



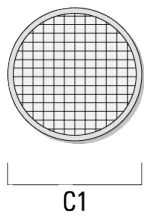
Snoot

Description	Part ID	A	C1
Snoot ET	146-0397	95,5	126



Surface wash lens

Description	Part ID	C1
IO-360	146-0419	110



Linear louvre

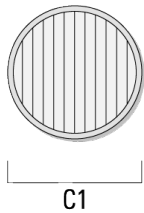
Description	Part ID	C1
Linear louvre IL	146-9055	110



FLC131 LED - Wall bracket

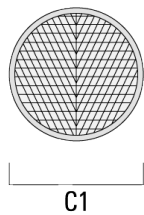
Linear spread lens

Description	Part ID	C1
IO-180-FLC131-LED	146-0418	110



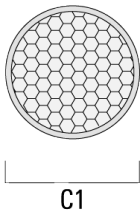
Wallwash lens

Description	Part ID	C1
IO-20-WW-FLC131-LED	185-7029	110



Honeycomb louvre

Description	Part ID	C1
IW-FLC131-LED	146-0625	110



**Control****DALI interface**

Description	Part ID	Additional information
DALI interface	430-0013	<p>DALI variant. The luminaire is equipped with a DT6 Dali driver (Dali 2.0).</p> <p>Dali 2.0</p> <ul style="list-style-type: none"><li>-Application controllers and Input devices defined</li><li>-Single-masters and multi-masters allowed</li><li>-Event priorities defined</li><li>-Separate addressing &amp; grouping from control gear</li></ul> <p>Note: Mixing Dali 1 and Dali 2.0 drivers can cause problems because the addressing and the command scope has changed!</p>