

FLC141 LED REMOTE



Description

IP66. Class I. IK07. Marine-grade, die-cast aluminum alloy. 5CE superior corrosion protection including PCS hardware. Silicone CCG® Controlled Compression Gasket. Safety glass lens. Remote driver & cable (to length) ordered separately. CAD-optimized optics for superior illumination and glare control. OLC® One LED Concept. Factory-installed LED circuit board. Luminaire is factory-sealed and does not need to be opened during installation.

Knuckle permits 350° horizontal and 90° vertical aiming of optics.

Specify product with 7 Digit product code - Finish Color. Accessories, such as mounting, optical, and electrical, must be specified separately.

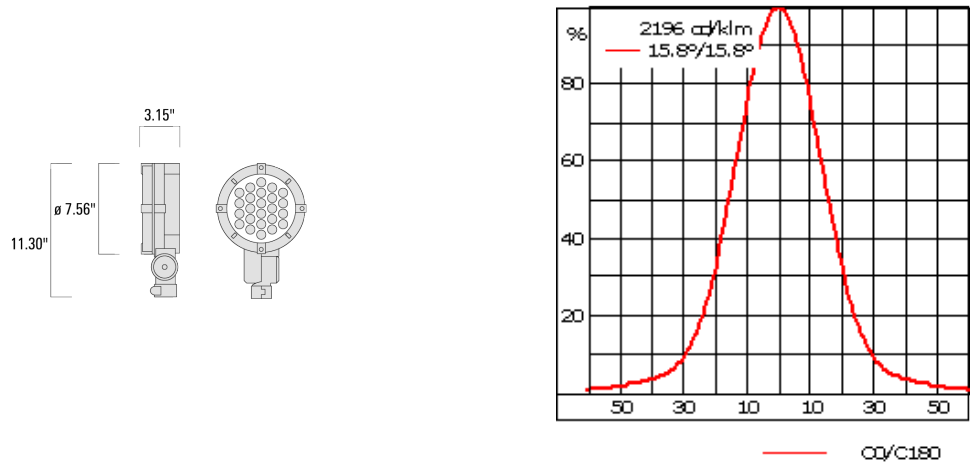
Example: XXX-XXXX-9004 (Black)
+ XXX-XXXX (Accessory 1)

Weight	9.70 lb
Light distribution	symmetric, medium beam [M]
Light source	LED-24/48W / 700 mA - 4000 K
CRI	80
Power supply	electronic gear
LEDs	24
Rated input power	54 W

Nominal Lumen (lm)	
LED Lumen	310
Total Lumen	7440
Tj	85

Delivered lumens (lm)	
LED Lumen	269.3
Total Lumen	6464.2
Ta	25

FLC141 LED REMOTE



Specifications

Material description

Body	Marine-grade die-cast aluminium alloy
Lens	Clear tempered glass lens
Colors	<div><div></div> RAL9004 Black</div> <div><div></div> RAL9007 Grey Metallic</div> <div><div></div> RAL9016 White</div> <div><div></div> RAL8019 Dark Bronze</div>
Gasket	Silicone rubber gasket
Fasteners	PCS Polymer Coated Stainless Steel hardware
Ingress protection	IP66
Impact resistance	IK07
Corrosion resistance	5CE

Electrical description

Power supply	120V-277V. 0-10V dimmable, to be specified with order. Ordered Separately.
Driver / Ballast	Remote EC electronic converter (sold separatly)
Surge protection	Integral 10kV Surge Protector

Additional information

Ambient Temperature	Ta less than 25 deg C
Listings	ETL, UL-1598, CSA-C22.2#250.0. Suitable for Wet Locations.

Optical Accessories

Glare shield

Description	Part ID	A	C1
Glare shield ES	146-0229	4.72	5.71



FLC141 LED REMOTE

Snoot

Description	Part ID	A	C1
Snoot ET	146-0398	4.72	5.70



FLC141 LED REMOTE

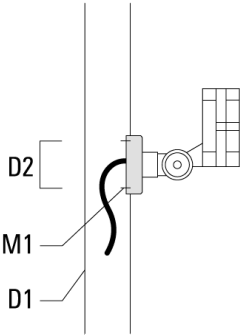
Mounting Accessories

Threaded Nipple

Description	Part ID	Weight (lb)
3/4 inch Threaded Nipple	145-6903	0.24
1/2 inch Threaded Nipple	145-6902	0.2

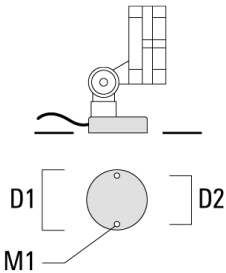
Flat surface and Column fitter

Description	Part ID	D1	D2	M1	Weight (lb)
Column fitter FLC100	145-9536	≥ 3.0	2.75	0.23	0.44 lbs



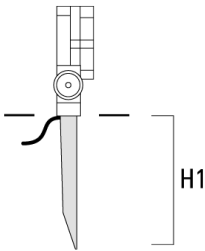
FLC141 LED REMOTE

Description	Part ID	D1	D2	M1	Weight (lb)
Flat surface fitter FLC100	145-9535	3.93	3.34	0.25	0.44



Ground spike EF

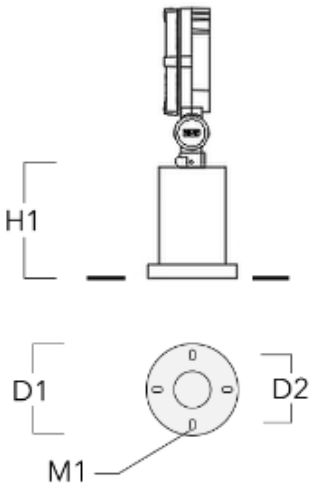
Description	Part ID	A	H1	Weight (lb)
Ground spike EF1	310-9102	10.63	10.62	2.64



FLC141 LED REMOTE

Short post EM

Description	Part ID	D1	D2	H1	M1	Weight (lb)
EM1-2/M16	146-6950	6.3	5.12	7.87	0.35	3



FLC141 LED REMOTE

Electrical Accessories

REMOTE Driver

Description	Part ID	Additional information
FLC141 REMOTE Driver (1-2 Luminaires)	146-6904	FLC141 IP67-Rated Driver (for 1-2 Luminaires)
FLC141 REMOTE Driver (For 3 Luminaires)	146-6905	FLC141 IP67-Rated Driver